



Metro


Los Angeles County
Metropolitan Transportation Authority


One Gateway Plaza
Los Angeles, CA 90012-2952

213.922.2000 Tel
metro.net

May 28, 2014

TO: BOARD OF DIRECTORS

THROUGH: ARTHUR T. LEAHY 
CHIEF EXECUTIVE OFFICER

FROM: GREGORY G. KILDARE 
EXECUTIVE DIRECTOR
ENTERPRISE RISK AND SAFETY MANAGEMENT

**SUBJECT: DIRECTOR ANTONOVICH'S REQUEST OF MARCH 5, 2014,
REGARDING 8 YEARS OF DATA ON ASSAULTS AGAINST METRO
EMPLOYEES**

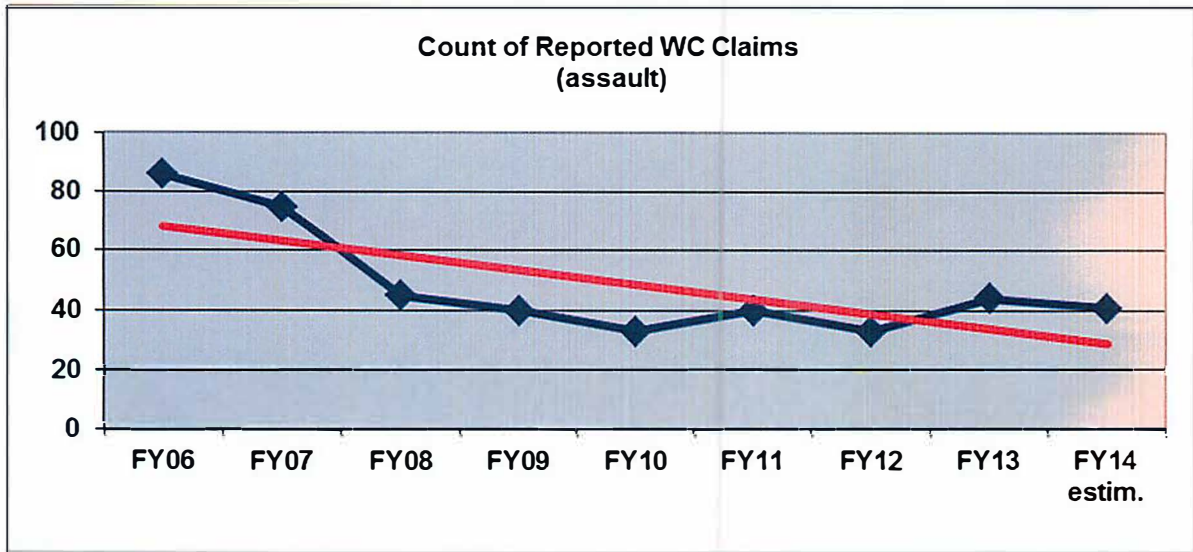
ISSUE

On March 5, 2014, after receiving a report of an assault against a Metro operator, Director Antonovich requested staff to report on assaults against Metro employees over the last eight years.

DISCUSSION

The assault data is aggregated from industrial injury reported claim information. Specifically, this assault information summarizes only those assaults reported that rose to a level requiring some medical treatment beyond first aid, time away from work or both. These data also do not evaluate whether or not our employee was the initial aggressor or engaged in some provocative conduct. These data also include verbal assaults in which medical treatment or lost-time resulted. Although all assaults against all MTA employees are included in this assault count, the vast majority of them, more than 96%, are for injuries to bus operators.

Since FY 2006, reported assault claims have trended lower. Although the number of assault claims is up slightly from the low point in FY 2010 (33), the number of projected assault claims for FY 2014 (41) is well below the number of assault claims reported in FY 2006 (86).



NEXT STEPS

Staff continues to assess its de-escalation training protocol, its security strategy and bus technology improvement such as enhanced cameras, signage, the installation of real-time video monitors onboard, operator enclosures and other measures to reduce the risk of assaults against our operators.