



Metropolitan
Transportation
Authority

One Gateway Plaza
Los Angeles, CA
90012-2952

- PROJECT:** METRO RED LINE, SEGMENT 3, NORTH HOLLYWOOD EXTENSION
- CONTRACT:** E0070, CONTRACT WORK ORDER (CWO) NO. 71, DESIGN ENGINEERING SERVICES, ENGINEERING MANAGEMENT CONSULTANT (EMC)
- ACTION:** CONTRACT CHANGE ORDER/MODIFICATION IN THE AMOUNT NOT TO EXCEED \$452,416 AND APPROVE AN INCREASE IN THE AUTHORIZATION FOR EXPENDITURE IN THE AMOUNT OF \$452,416

RECOMMENDATION

- A. Authorize the Chief Executive Officer (CEO) to execute Change Order No. 6.00 of Contract No. E0070, CWO No. 71, Engineering Design Services with Engineering Management Consultant (EMC) for the redesign of a pedestrian underpass at the Universal City Station on the Metro Red Line, Segment 3, North Hollywood Extension, in the amount not to exceed \$452,416, increasing the Total Contract Work Order Value from \$100,431,031 to \$100,883,447;
- B. Approve an increase in the Authorization for Expenditure (AFE) to Contract No. E0070, CWO 71, to provide funding for this change within the Board-delegated authority, in the amount of \$452,416, increasing the current Metro Red Line Segment 3, North Hollywood Extension AFE amount from \$100,929,769 to \$101,382,185.

Within Construction Committee authority: Yes No N/A

MERIT

The MTA Project Office, Office of Procurement and County Counsel have reviewed the facts underlying the change and concur that it is merited under the terms and conditions of the Contract and Public Utilities Code §130243. The Management Audit Services Department (MASD) has completed the required audit of this Change Order and did not take exception with the cost proposal.

BACKGROUND

Contract E0070 is a cost plus fixed fee, federally funded procurement for professional and other services related to design, construction, procurement and start-up of the MTA's rail transit and other fixed guideway Projects, as the MTA may authorize from time to time in a Contract Work Order (CWO).

On December 1, 1997, the MTA issued CWO No. 71 authorizing EMC to provide design services for the Universal City Station Pedestrian Underpass and modifications to the Universal City Station design for the Metro Red Line, Segment 3, North Hollywood Extension. The Pedestrian Underpass is part of MTA's obligation under the 1994 Memorandum Of Understanding (the 1994 MOU) between MTA and MCA (now Universal Studios, Inc.), which requires that MTA design and construct a subterranean pedestrian tunnel under Lankershim Boulevard, from the Universal City Metro Rail station to the east of Lankershim Boulevard, with two entrance portals on Universal Studios, Inc. property.

The Final Design and bid documents for Contract No. C0322, Universal City Pedestrian Underpass Contract, were completed by the EMC and bids for the construction contract were received on November 19, 1999. Two bids were received in the amounts of \$15,737,820 and \$16,747,290. The MTA Estimating Department estimate was \$11,740,857. Both bids were rejected. Following the rejection of the bids, MTA began meetings with Universal Studios, Inc. and the City of Los Angeles Department of Transportation (LADOT) to consider cost reduction measures that would significantly reduce the cost of the Pedestrian Underpass, and reduce the area of construction and associated construction impacts at the Lankershim Boulevard and Universal Terrace Parkway intersection.

In May 2001, the MTA Board approved in closed session an amendment to the 1994 MOU which revised the design of the pedestrian underpass by deleting one of the entrance portals on Universal Studios, Inc.'s property, widening the pedestrian tunnel under Lankershim Boulevard, providing an additional escalator and stair in the remaining entrance portal and constructing a right turn lane on Universal Terrace Parkway. Universal Studios, Inc. and LADOT have agreed to these revisions. This action will allow MTA to fund the EMC to perform the redesign, implementing the proposed modifications to the design and cost reduction measures.

This action does not include any services for bid support of the second solicitation of Contract No. C0322, or for Design Support During Construction services. These services are part of another pending Change Notice No. 801.02 and will be presented after completion of negotiations with EMC. Staff has issued an LNTP of \$150,000, within its authority, to allow EMC to begin the work. This gains approximately three weeks on the design schedule so as to minimize the potential of extending the overall EMC contract beyond January 31, 2002. This action finalizes the change order and incorporates the LNTP amount.

FINANCIAL IMPACT

Original Contract Award	\$ 80,813,234
Current Amended Contract Value	\$100,431,031
This Action	<u>\$ 452,416</u>
Projected Contract Value	\$100,883,447

The funds for this action are available within the MTA Board approved Segment 3, North Hollywood Extension Project Budget of \$1,313,848,000. The recommended action will increase the current Segment 3, North Hollywood Extension AFE by \$452,416 from \$100,929,769 to \$101,382,185. The current status of the contract, including the impact of the recommended action, is shown in Attachment 1. If this action is approved, the current budget for this contract will be increased with approved project funds from the Project Contingency cost element. The recommended action does not impact the MTA Fiscal Year Budget or the Sources of Funds, either in the fiscal year or over the life of the project.

Potential for Cost Recovery: Yes No N/A

ALTERNATIVES CONSIDERED

The MTA Board may reject this action and direct staff to issue a Request for Proposal for Engineering Services to contract with a firm other than EMC. This alternative would add several months to the current schedule and would not guarantee that the Engineering costs for the redesign would result in an amount less than the EMC proposal. Staff does not recommend this alternative.

COST/PRICE ANALYSIS

PROPOSED AMOUNT	MTA ESTIMATE	NEGOTIATED AMOUNT
\$539,163	\$378,327	\$452,416

The recommended amount of \$452,416 for Change Order No. 6.00 has been determined to be fair and reasonable based upon cost analysis, fact-finding and clarification, and pre-award audit performed by Management Audit Services Department (MASD). The recommended price exceeds the MTA Estimate by \$74,089 or 20%. This variance is because of the Estimate's application of labor rates taken from the Engineering News and Report (ENR) of October 2, 2000, and adjusted rates for Los Angeles from the 20-city average listed in ENR of December 18, 2000, and from the Estimator's determination of overhead rates. Both the proposed and negotiated amounts utilized audited, MASD-accepted rates. The recommended price resulted in a decrease of \$86,747 from the Contractor's proposed price.

SMALL BUSINESS PARTICIPATION

Contract No. E0070 extends through April 30, 2002. The Disadvantaged Business Enterprise (DBE) participation goal for the Metro Red and Green Line projects is 27%. The current DBE attainment¹ based on the relevant contract amount² is 20.77%. The current DBE participation³ based on the total actual amount paid-to-date to prime and total actual amount paid-to-date to DBEs is 23.92%. These figures incorporate all Metro Red and Green Line E0070 projects.

*Based on the reduction in scope of work, which adversely impacted subcontracting opportunities to DBE firms, it is highly unlikely that EMC will meet the DBE attainment goal for this project as originally anticipated.


The participation goals for the Metro Blue Line projects are: Minority Business Enterprise (MBE) 25% and Women Business Enterprise (WBE) 5%. The current MBE attainment¹ based on the relevant contract amount² is 33.05%. WBE attainment¹ based on the relevant contract amount² is 7.54%. The current MBE participation³ based on the total actual amount paid-to-date to prime and total actual amount paid-to-date to MBEs is 35.81%. Current WBE participation³ based on the total actual amount paid-to-date to prime and total actual amount paid-to-date to WBEs is 8.16%. These figures incorporate all Metro Blue Line Projects. Each of the listed DBE/MBE/WBE subcontractors has performed on the Contract.

On CWO contracts the Contractor's original subcontracting plan defined projected service requirements without necessarily indicating subcontractor expenditures. As such, under these CWO contracts, proposed subcontractors are listed in Attachment 2 without commitment values.


ATTACHMENTS

1. Contract Value Status Summary
2. Small Business Participation/Attainment


Prepared by: Ivan Page, Contract Administration Manager
Käto Cooks, Contract Administration Manager




Dennis S. Mori
Deputy Executive Officer, Project Manager
Metro Red Line, Segment 3, North Hollywood Extension



Charles W. Stark
Executive Officer, Construction



Colorus Mitchell
Executive Officer, Procurement



Allan G. Lipsky
Office of the Chief Executive Officer

ATTACHMENT 1 CONTRACT VALUE STATUS SUMMARY

R82 Metro Red Line - Segment 3 - NH
CHANGE ORDER E0070-C0-6.00

Only shows cost allocated to R82

CONTRACTOR: PARSONS-BRINCKERHOFF/DMJM / ENGINEERING CONSULTANTS
ACTION DESCRIPTION: CHANGE ORDER 6.00 TO CONTRACT WORK ORDER 71.00 - E0070

CUMULATIVE CONTRACT WORK ORDER VALUE STATUS

1.	CUMULATIVE AWARD AMOUNT:[1]	\$80,813,234.00	(Includes \$62,268,171.00 in Planned Scope Amendments)
2.	PREVIOUSLY EXECUTED CHANGES:	\$19,352,797.00	
3.	CURRENT VALUE: (1+2)	\$100,166,031.00	
4.	AUTHORIZED WACN/LNTP'S (NTE):	\$265,000.00	
5.	OBLIGATED VALUE: (3+4)	\$100,431,031.00	
6.	VALUE OF THIS ACTION:	\$452,416.00	
7.	NEW VALUE (IF APPROVED): (5+6)	\$100,883,447.00	

Contract Work Order Value Status Reviewed by MTA Procurement:

CUMULATIVE AUTHORIZATION FOR EXPENDITURE STATUS

AFE INCREASE REQUIRED/REQUESTED:

8.	MTA APPROVED AFE:	\$100,929,769.00	
9.	NEW VALUE: (Line 7)	\$100,883,447.00	
10.	REMAINING AFE: (8-9)	\$46,322.00	\$0.00 For this action
11.	OTHER PENDING CHANGES (merited)	\$293,667.00	
12.	REMAINING AFE VALUE (w/Changes: 10-11)	(\$247,345.00)	\$247,345.00 For all merited changes (projected cost)
13.	ALLOWANCE FOR OTHER POTENTIAL CHANGES:	\$452,416.00	
14.	REMAINING AFE VALUE (w/Allowance: 12-13)	(\$699,761.00)	\$699,761.00 For all merited and undefined changes

CUMULATIVE BUDGET STATUS

BUDGET VARIANCE (Initial to Current)

15.	INITIAL BUDGET:	\$82,187,000.00	
16.	CURRENT BUDGET:	\$101,382,185.00	
17.	NEW VALUE (IF APPROVED): (Line 7)	\$100,883,447.00	\$19,195,185.00 Initial to Current Budget
18.	REMAINING BUDGET: (16-17)	\$498,738.00	
19.	OTHER PENDING CHANGES (merited) (Line 11)	\$293,667.00	
20.	REMAINING BUDGET w/Changes (18-19)	\$205,071.00	

Contract Budget Status Reviewed by MTA Program Control:

R Wilson

DATE: 6/8/01

[1] - Award Amount includes initial award and Planned Scope Amendments

ATTACHMENT 2 SMALL BUSINESS PARTICIPATION

Contract E0070 extends through year 2002. The Disadvantaged Business Enterprise (DBE) participation goal for the Red and Green Line projects is 27%. The current DBE attainment¹ based on the relevant contract amount² is 20.79 %. The current DBE participation³ based on the total actual amount paid-to-date to prime and total actual amount paid-to-date to DBEs is 23.60 %. These figures incorporate all Red and Green Line E0070 projects. *Based on the reduction in scope of work, which adversely impacted subcontracting opportunities to DBE firms, it is highly unlikely that EMC will meet the DBE attainment goal for this project as originally anticipated.

The participation goals for Blue Line projects are Minority Business Enterprise (MBE) 25% and Woman-owned Business Enterprise (WBE) 5%. The current MBE attainment¹ based on the relevant contract amount² is 33.05%. WBE attainment¹ based on the relevant contract amount² is 7.54 %. The current MBE participation³ based on the total actual amount paid-to-date to prime and total actual amount paid-to-date to MBEs is 35.80%. Current WBE participation³ based on the total actual amount paid-to-date to prime and total actual amount paid-to-date to WBEs is 8.16 %. These figures incorporate all Blue Line Projects.

Each of the listed DBE/MBE/WBE subcontractors has performed on the Contract.

On CWO contracts, the Contractor's original subcontracting plan defined projected service requirements without necessarily indicating subcontractor expenditures. As such, under these CWO contracts, proposed subcontractors are listed below without commitment values.

RED AND GREEN LINES

Original Award Amount	\$	93,444,910
Current Contract Value²	\$	348,612,962
Total Actual Amount Paid to Date to Prime	\$	307,082,310

Subcontractor	Commitment	Current Attainment ¹	Current Participation ³	Current Status
ACG ENVIRONMENTS	CWO	0.19%	0.22%	Performed
APC TECHNOLOGY	CWO	0.03%	0.03%	Performed
AEGIR SYSTEMS, INC.	CWO	0.01%	0.01%	Performed
AKAR INC.	CWO	0.01%	0.01%	Performed
ALASKA PETROLEUM ENVIRONM	CWO	0.00%	0.00%	Performed
ANIL VERMA ASSOCIATES	CWO	0.27%	0.31%	Performed
APPLIED MANAGEMENT & PLANNING	CWO	0.03%	0.03%	Performed
ARQUITECTURA	CWO	0.06%	0.07%	Performed
BJH ASSOCIATES INC.	CWO	0.01%	0.01%	Performed
BARBARA MONTGOMERY & ASSOC.	CWO	0.21%	0.24%	Performed
BARRIO PLANNERS INC.	CWO	0.00%	0.00%	Performed
BENITO SINCLAIR & ASSOCIATES	CWO	0.05%	0.06%	Performed
BING YEN & ASSOCIATES	CWO	0.22%	0.26%	Performed

Subcontractor	Commitment	Current Attainment ¹	Current Participation ³	Current Status
BRAUKIS & ASSOCIATES	CWO	0.00%	0.00%	Performed
C & L DRILLING COMPANY	CWO	0.12%	0.13%	Performed
CKY LABORTORIES	CWO	0.02%	0.02%	Performed
CLS ASSOCIATES INC.	CWO	0.02%	0.02%	Performed
CNC ENGINEERING COMPANY	CWO	0.02%	0.03%	Performed
CABRINHA, HEARN & ASSOCIATES	CWO	0.04%	0.04%	Performed
D'LEON CONSULTING ENGINEERS	CWO	0.50%	0.58%	Performed
DELON HAMPTON ASSOC.	CWO	0.50%	0.58%	Performed
DIAZ YOURMAN & ASSOCIATES	CWO	0.03%	0.04%	Performed
E 2 CONSULTING SERVICES	CWO	1.00%	1.15%	Performing
EDWARD BARKER & ASSOCIATES	CWO	0.15%	0.18%	Performed
ELCON ASSOCIATES INC.	CWO	0.05%	0.06%	Performed
ETA/OPTICOMP TECHNOLOGIES	CWO	0.18%	0.21%	Performed
ESCUDEIRO FRIBOURG ASSOCIATES	CWO	2.70%	3.11%	Performed
EVANS BROS. GRAPHICS CO.	CWO	0.00%	0.00%	Performed
E.W. MOON INC.	CWO	0.24%	0.27%	Performed
GV DIVERSIFIED	CWO	0.34%	0.39%	Performed
GALPER/BALDON ASSOCIATES	CWO	0.01%	0.01%	Performed
GEOTECHNIQUE CONSULTANTS	CWO	0.02%	0.02%	Performed
INTERGRATED ENVIRONMENTAL MGMT	CWO	0.00%	0.00%	Performed
J. C. CHANG & ASSOCIATES	CWO	0.09%	0.11%	Performed
JHA ENVIRONMENTAL CONSULTANTS	CWO	0.00%	0.00%	Performed
JENKINS, GALES, MARTINEZ	CWO	4.05%	4.68%	Performing
KABLER CONSTRUCTION SVCS.	CWO	0.01%	0.01%	Performed
KAWES AND ASSOCIATES	CWO	0.00%	0.00%	Performed
KAKU ASSOICATES	CWO	0.01%	0.01%	Performed
KAL KRISHNAN CONSULTING	CWO	1.92%	2.21%	Performing
KATZ, OKITSU AND ASSOCIATES	CWO	0.02%	0.02%	Performed
KENNARD DESIGN GROUP	CWO	0.36%	0.41%	Performed
LKG-CMC CONSULTANTS	CWO	0.00%	0.00%	Performed
LLG CORTEZ ASSOCIATES	CWO	0.01%	0.01%	Performed
LEE ANDREWS GROUP, INC.	CWO	0.12%	0.14%	Performed
LISA EK & ASSOCIATES	CWO	0.06%	0.06%	Performed

Subcontractor	Commitment	Current Attainment ¹	Current Participation ²	Current Status
LYNN CAPOUYA	CWO	0.01%	0.01%	Performed
MAA ENGINEERING CONSULT	CWO	0.01%	0.01%	Performed
MANNA CONSULTANTS	CWO	0.07%	0.08%	Performed
MARTIN & HUANG INTERNATIONAL, INC.	CWO	0.23%	0.26%	Performed
MELENDREZ ASSOCIATES	CWO	0.02%	0.02%	Performed
MERCATOR PHOTOGRAMMETRIC SYS	CWO	0.00%	0.01%	Performed
MIRALLES ASSOCIATES	CWO	0.97%	1.11%	Performed
MYRA L. FRANK & ASSOC. INC.	CWO	0.00%	0.00%	Performed
THE NETTLESHIP GROUP	CWO	2.63%	3.04%	Performed
PSOMAS	CWO	0.06%	0.07%	Performed
ROLLAND COOPER	CWO	0.01%	0.01%	Performed
RSA TECHNICAL SERVICES	CWO	0.05%	0.05%	Performed
S C ENVIRONMENTAL	CWO	0.13%	0.15%	Performed
SANCHEZ KEMPS ASSOC	CWO	0.01%	0.01%	Performed
SEPICH ASSOC	CWO	0.00%	0.00%	Performed
SIEGEL DIAMOND ARCHITECTS	CWO	0.20%	0.24%	Performed
SHARON CLARK & ASSOC	CWO	0.02%	0.02%	Performed
TDL ENGINEERS INC.	CWO	0.10%	0.11%	Performed
TANZMANN ASSO	CWO	0.89%	1.03%	Performed
TATSUMI & PARTNERS INC.	CWO	0.04%	0.05%	Performed
TED TOKIO TANAKA ARCH	CWO	0.44%	0.51%	Performed
TRANSMETRICS, INC.	CWO	0.05%	0.06%	Performed
UNITED PUMPING SERVICE	CWO	0.01%	0.01%	Performed
UNIVERSAL QUALITY ENGR. & ASSOC.	CWO	0.05%	0.06%	Performed
URQUIZA GROUP INC.	CWO	0.04%	0.04%	Performed
VANIR INFORMATION SYSTEMS	CWO	0.05%	0.06%	Performed
VILLANUEVAL ARNONI NADEL	CWO	0.56%	0.64%	Performed
VIGINKAR CONSULTANTS	CWO	0.01%	0.02%	Performed
WAGNER ENGINEERING & SURVEY	CWO	0.06%	0.07%	Performed
WILLIAM J. YANG & ASSOCIATES	CWO	0.21%	0.24%	Performed
A & S RESOURCES INC.	CWO	0.00%	0.00%	Performed
AMERICAN MICROGRAPHICS	CWO	0.01%	0.01%	Performed
COAST STATIONERY CO.	CWO	0.00%	0.00%	Performed
CORDAX	CWO	0.03%	0.03%	Performed
DAHPE LE BLANC & ASSOC	CWO	0.01%	0.01%	Performed
ENTERPRISE MOVING & STORAGE	CWO	0.02%	0.02%	Performed

Subcontractor	Commitment	Current Attainment ¹	Current Participation ²	Current Status
GEORGE GRAY PHOTOGRAPHY	CWO	0.00%	0.00%	Performed
HALL BROS. MOVING & STORAGE	CWO	0.02%	0.02%	Performed
MOSQUEDA & MIJAS	CWO	0.01%	0.01%	Performed
SUPER DELIVERY SERVICE	CWO	0.06%	0.08%	Performing
TOTAL	27%	20.79%	23.60%	* Not Expected to Meet the Goal

MBE BLUE LINE

Original Award Amount	\$ 31,798,881
Current Contract Value²	\$ 94,677,870
Total Actual Amount Paid to Date to Prime	\$ 87,403,555

Subcontractor	Commitment	Current Attainment ¹	Current Participation ³	Current Status
ACG ENVIRONMENTS	CWO	1.15%	1.24%	Performed
ABRATIQUE & ASSOCIATES, INC.	CWO	1.64%	1.77%	Performed
AKAR, INC.	CWO	0.14%	0.15%	Performed
ANIL VERMA ASSOCIATES	CWO	0.00%	0.00%	Performed
ATHAYLE CONSULTING ENGINEERS	CWO	0.12%	0.13%	Performed
BENITO SINCLAIR & ASSOCIATES	CWO	2.21%	2.39%	Performed
BING YEN & ASSOCIATES	CWO	0.02%	0.02%	Performed
CABRINHA, HEARN & ASSOCIATES	CWO	0.94%	1.02%	Performed
CALTROP ENGINEERING	CWO	0.17%	0.19%	Performed
CALVIN R. ABE & ASSOCIATES, INC.	CWO	0.08%	0.09%	Performed
CIVIL TRANS, INC.	CWO	0.39%	0.42%	Performed
COAST SURVEYING, INC.	CWO	0.01%	0.01%	Performed
CORDAX	CWO	0.03%	0.04%	Performed
COSTA & ASSOCIATES	CWO	0.07%	0.08%	Performed
D'LEON CONSULTING ENGINEERS	CWO	1.59%	1.72%	Performed
DELON HAMPTON ASSOC.	CWO	0.22%	0.24%	Performed
DAVID CHUNG	CWO	0.17%	0.18%	Performed
E 2 CONSULTING SERVICES	CWO	0.94%	1.02%	Performed
EARTH MECHANICS, INC.	CWO	0.11%	0.12%	Performed
ELCON ASSOCIATES INC.	CWO	0.47%	0.51%	Performed
ESCUDERO FRIBOURG ASSOCIATES	CWO	2.85%	3.07%	Performed
E.W. MOON INC.	CWO	0.00%	0.00%	Performed

Subcontractor	Commitment	Current Attainment ¹	Current Participation ³	Current Status
FRED HUANG & ASSOCIATES	CWO	0.20%	0.22%	Performed
GV DIVERSIFIED	CWO	0.59%	0.64%	Performed
GEOTECHNIQUE CONSULTANTS	CWO	0.01%	0.01%	Performed
GRUEN ASSOCIATES	CWO	0.03%	0.03%	Performed
HARSHAD PATEL DESIGN CONSORTIUM	CWO	0.47%	0.51%	Performed
INCA ENGINEERS, INC.	CWO	0.74%	0.80%	Performed
J. C. CHANG & ASSOCIATES	CWO	0.53%	0.57%	Performed
JENKINS, GALES, MARTINEZ	CWO	3.34%	3.61%	Performed
KAWES AND ASSOCIATES	CWO	1.82%	1.97%	Performed
KAL KRISHNAN CONSULTING	CWO	3.25%	3.52%	Performed
KATZ, OKITSU AND ASSOCIATES	CWO	0.22%	0.24%	Performed
KENNARD DESIGN GROUP	CWO	0.08%	0.08%	Performed
KERCHEVAL ENGINEERS	CWO	0.16%	0.17%	Performed
LISA EK & ASSOCIATES	CWO	0.01%	0.02%	Performed
LOCKWOOD SINGH & ASSOCIATES	CWO	0.21%	0.22%	Performed
MARTIN & HUANG INTERNATIONAL, INC.	CWO	1.60%	1.73%	Performed
MARTINEZ ARCHITECTS, INC.	CWO	0.49%	0.53%	Performed
MATTI J. PRABHU & ASSOCIATES, INC.	CWO	0.02%	0.02%	Performed
MCLEAN & SCHULTZ	CWO	0.98%	1.06%	Performed
MESA ENGINEERING	CWO	0.23%	0.25%	Performed
MING YANG YEH & ASSOCIATES	CWO	0.38%	0.41%	Performed
MIRALLES ASSOCIATES	CWO	0.52%	0.56%	Performed
O'LEARY TERASAWA PARTNERS	CWO	0.21%	0.23%	Performed
PACIFIC ENGINEERS GROUP	CWO	0.07%	0.08%	Performed
RSA TECHNICAL SERVICES	CWO	0.06%	0.07%	Performed
S C ENVIRONMENTAL	CWO	0.00%	0.00%	Performed
S. ROY CATO ASSOCIATES	CWO	0.01%	0.01%	Performed
SEGURA/DEUTSCHMANN ASSOCIATES	CWO	0.03%	0.04%	Performed
TDL ENGINEERS INC.	CWO	0.00%	0.00%	Performed
TATSUMI & PARTNERS INC.	CWO	0.10%	0.11%	Performed
UNIPLAN ENGINEERS, INC.	CWO	0.98%	1.06%	Performed
UNIVERSAL QUALITY ENGR. & ASSOC.	CWO	0.01%	0.01%	Performed
W. KOO & ASSOCIATES	CWO	0.71%	0.76%	Performed
WILLIAM J. YANG &	CWO	1.54%	1.67%	Performed

Subcontractor	Commitment	Current Attainment ¹	Current Participation ³	Current Status
ASSOCIATES				
WONG, HOBACH & LAU	CWO	0.15%	0.16%	Performed
HALL BROS. MOVING & STORAGE	CWO	0.00%	0.00%	Performed
SUPER DELIVERY SERVICE	CWO	0.01%	0.01%	Performed
TOTAL	25%	33.05%	35.80%	Exceeding the Goal

WBE BLUE LINE

Subcontractor	Commitment	Current Attainment ¹	Current Participation ³	Current Status
ASHBA ENGINEERS LIMITED	CWO	0.03%	0.03%	Performed
C & L DRILLING COMPANY	CWO	0.03%	0.03%	Performed
CKY LABORTORIES	CWO	0.02%	0.03%	Performed
DEAN RYAN CONSULTANTS	CWO	0.02%	0.02%	Performed
GREER & ASSOCIATES	CWO	0.12%	0.13%	Performed
J L PATTERSON & ASSOC.	CWO	1.89%	2.04%	Performed
KABLER CONSTRUCTION SVCS.	CWO	0.01%	0.01%	Performed
LKG-CMC CONSULTANTS	CWO	0.02%	0.02%	Performed
LADOWICZ SATA & ASSOCIATES	CWO	0.15%	0.17%	Performed
LAMB ASSOCIATES	CWO	0.64%	0.69%	Performed
LANDSHAPES	CWO	0.00%	0.00%	Performed
LANDVISTA	CWO	0.01%	0.01%	Performed
LEE ANDREWS GROUP, INC.	CWO	0.04%	0.05%	Performed
MELENDREZ ASSOCIATES	CWO	0.08%	0.09%	Performed
MYERS, NELSON, HOUGHTON/RUBICON	CWO	0.48%	0.52%	Performed
NETTLESHIP GROUP, THE	CWO	3.48%	3.78%	Performed
O'ROURKE ENGINEERING	CWO	0.03%	0.03%	Performed
SALLY L. EHRMANN	CWO	0.07%	0.07%	Performed
SHARON CLARK & ASSOC	CWO	0.00%	0.00%	Performed
VLG ENGINEERING	CWO	0.39%	0.42%	Performed
WAGNER ENGINEERING & SURVEY	CWO	0.03%	0.03%	Performed
AMERICAN MICROGRAPHICS	CWO	0.01%	0.01%	Performed
TOTAL	5%	7.54%	8.16%	Exceeding the Goal

¹ Current Attainment = Total Actual Amount Paid-to-Date to Subs ÷ Total Current Contract Amount

² Current Contract Amount = Original Contract Value + Contract Cost Modifications

³ Current Participation = Total Actual Amount Paid-to-Date to Subs ÷ Total Actual Amount Paid-to-Date to Prime