

TRANSIT OPERATIONS MONTHLY PERFORMANCE UPDATE

Presented to

LACMTA Board of Directors

April 17, 2002


John B. Catoe, Jr.

Deputy Chief Executive Officer





FREEWAY SERVICE PATROL



Average Monthly Assists	
FY01-YTD Compared To FY02-YTD	
FY01-YTD	FY02-YTD
27,222*	29,122*


* Through February 2001 and February 2002




**Safety's
1st M**




SERVICE AUTHORITY FOR FREEWAY EMERGENCIES



Average Monthly Calls Answered FY01-YTD Compared To FY02-YTD	
FY01-YTD	FY02-YTD
16,911	12,057






ON-TIME PERFORMANCE



Systemwide - Metro Bus	
FY01-YTD	FY02-YTD
63.06%	64.88%

Metro Rail					
Red Line		Blue Line		Green Line	
FY01-YTD	FY02-YTD	FY01-YTD	FY02-YTD	FY01-YTD	FY02-YTD
99.06%	99.55%	97.85%	98.74%	99.23%	99.08%




BOARDINGS



Systemwide - Metro Bus		
FY00-YTD	FY01-YTD*	FY02-YTD
261,380,825	240,824,431	273,645,486

Metro Rail					
Red Line		Blue Line		Green Line	
FY01-YTD	FY02-YTD	FY01-YTD	FY02-YTD	FY01-YTD	FY02-YTD
23,273,566	30,251,447	12,771,499	14,984,708	5,346,125	6,784,435

*Note: Sept. & Oct. 2000 were strike months




REVENUE SERVICE HOURS DELIVERED



Systemwide - Metro Bus	
FY01-YTD	FY02-YTD
98.78%	98.97%

Metro Rail					
Red Line		Blue Line		Green Line	
FY01-YTD	FY02-YTD	FY01-YTD	FY02-YTD	FY01-YTD	FY02-YTD
99.56%	99.63%	99.17%	99.38%	99.68%	99.55%




MEAN MILES BETWEEN CHARGEABLE MECHANICAL FAILURES



Systemwide - Metro Bus	
FY01-YTD	FY02-YTD
4,739	5,444

Metro Rail					
Red Line		Blue Line		Green Line	
FY01-YTD	FY02-YTD	FY01-YTD	FY02-YTD	FY01-YTD	FY02-YTD
7,812	9,968	4,437	4,860	7,839	3,834




ACCIDENTS/100K HUB MILES



Metro Bus	
FY01-YTD	FY02-YTD
3.98	3.96


Benchmark Data -Other Agencies		
MTA July to Dec 01-YTD	Chicago Transit July to Dec 01-YTD	New York Transit July to Dec 01-YTD
4.01	4.92	4.72



REPORTABLE RAIL ACCIDENTS/100K REVENUE TRAIN MILES



Metro Rail					
Red Line		Blue Line		Green Line	
FY01-YTD	FY02-YTD	FY01-YTD	FY02-YTD	FY01-YTD	FY02-YTD
0.12	0.05	2.14	0.65	0.10	0.00



Presentation: Richard Hunt

High Capacity Vehicle Alternatives