



Metro

Metropolitan Transportation Authority

One Gateway Plaza
Los Angeles, CA 90012-2952

213.922.2000 Tel
metro.net

2D

December 15, 2009

To: Independent Citizen's Advisory and Oversight Committee

From: Josie V. Nicasio, Controller *Josie V. Nicasio*

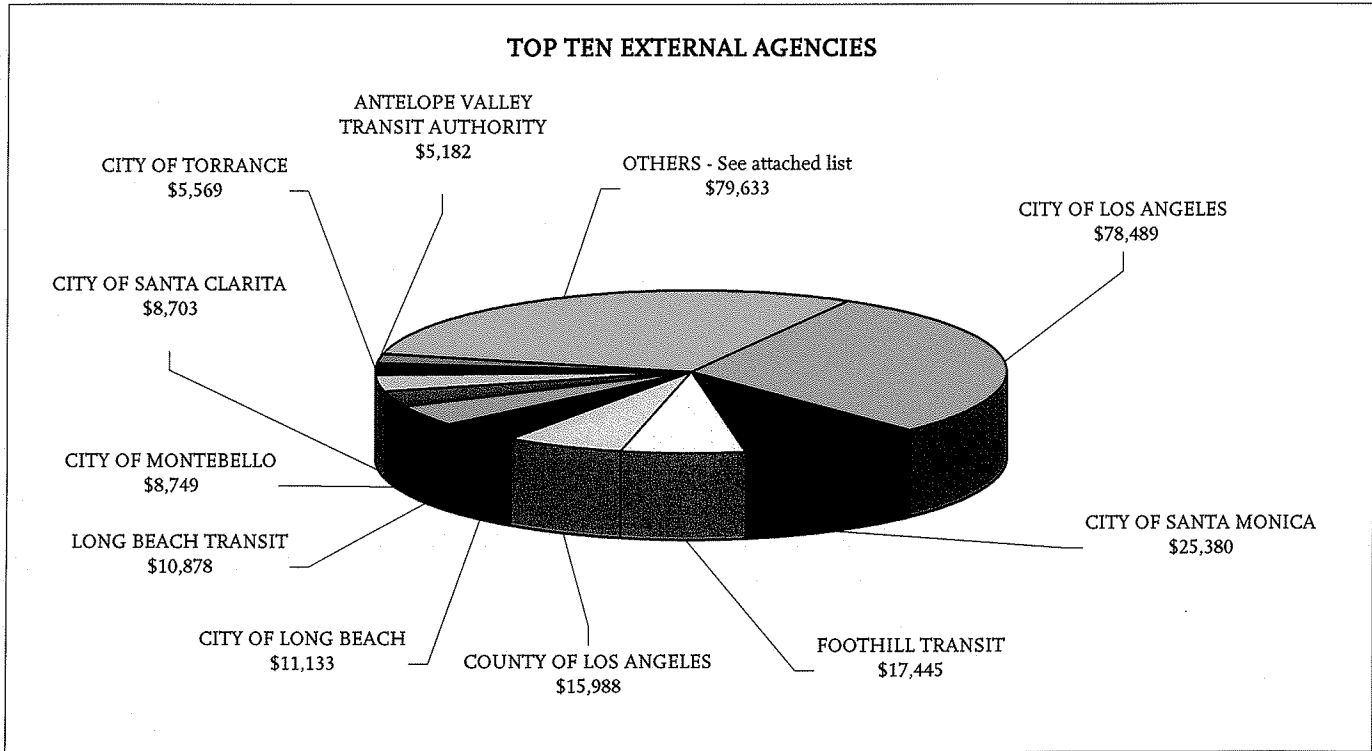
The attached documents are submitted in relation to the ICAOC committee meeting:

- Schedule of Transportation Subsidies to External Agencies – Prop A
- Schedule of MTA Expenditures – Prop A
- Schedule of Transportation Subsidies to External Agencies – Prop C
- Schedule of MTA Expenditures – Prop C.
-

If you have any questions, please do not hesitate to call me @213.922.6810.

Attachments

**PROPOSITION A
TRANSPORTATION SUBSIDIES TO EXTERNAL AGENCIES
FISCAL YEAR 2009
(Amounts in thousands)**



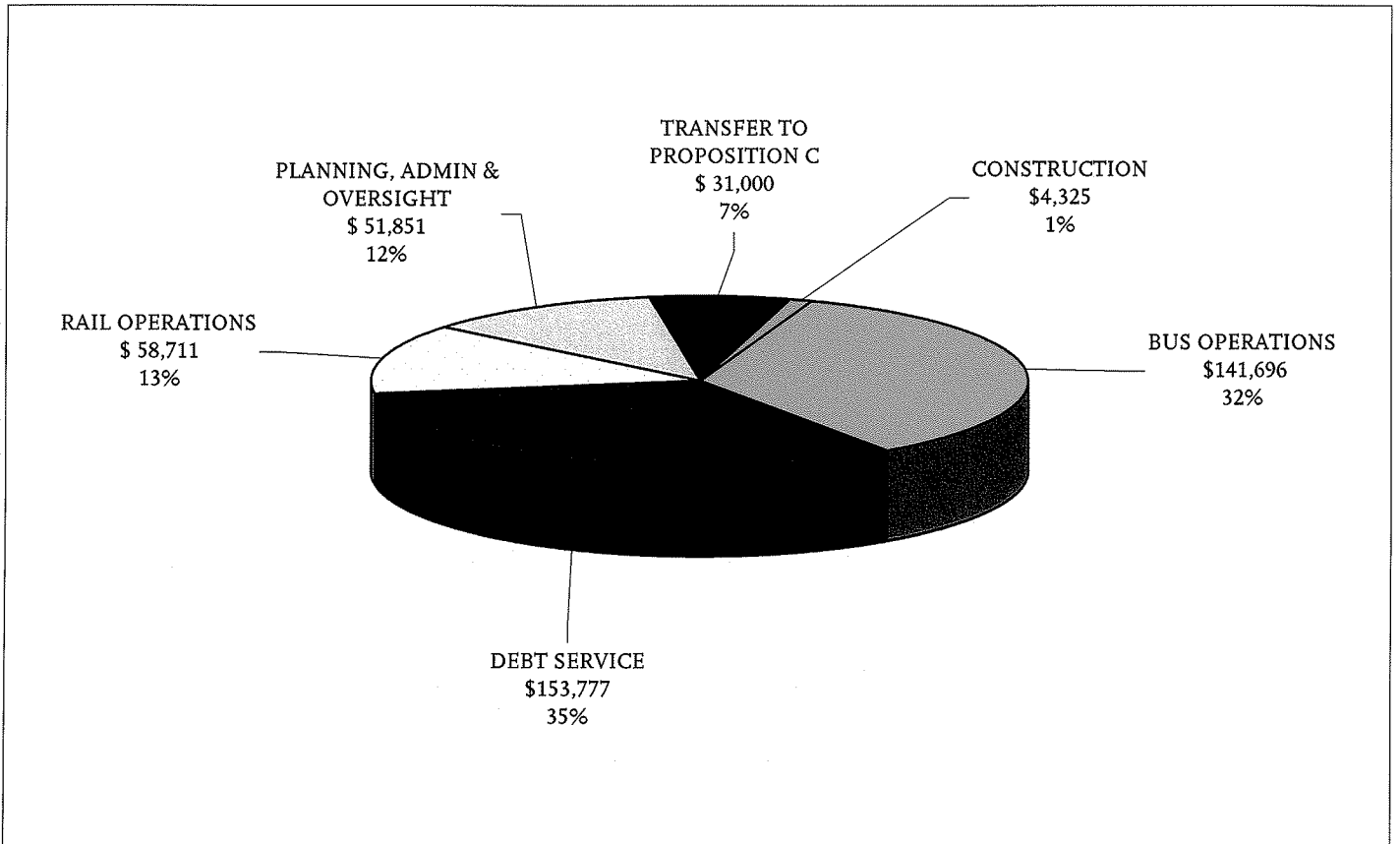
| AGENCIES | AMOUNT |
|------------------------------|-------------------|
| CITY OF LOS ANGELES | \$ 78,489 |
| CITY OF SANTA MONICA | 25,380 |
| FOOTHILL TRANSIT | 17,445 |
| COUNTY OF LOS ANGELES | 15,988 |
| CITY OF LONG BEACH | 11,133 |
| LONG BEACH TRANSIT | 10,878 |
| CITY OF MONTEBELLO | 8,749 |
| CITY OF SANTA CLARITA | 8,703 |
| CITY OF TORRANCE | 5,569 |
| ANTELOPE VALLEY TRANSIT AUTH | 5,182 |
| OTHERS - See attached list | 79,633 |
| TOTAL | \$ 267,149 |

PROPOSITION A
TRANSPORTATION SUBSIDIES TO EXTERNAL AGENCIES - OTHERS
FISCAL YEAR 2009
(Amounts in thousands)

| Agencies | Amount |
|--------------------------------|----------|
| MONTEBELLO MUNICIPAL BUS LINES | \$ 4,095 |
| CITY OF GLENDALE | 3,544 |
| CITY OF CULVER CITY | 3,514 |
| CITY OF NORWALK | 3,256 |
| GARDENA MUNICIPAL BUS LINES 01 | 2,833 |
| CITY OF PASADENA | 2,434 |
| CITY OF POMONA | 2,339 |
| CITY OF PALMDALE | 2,098 |
| CITY OF LANCASTER | 2,074 |
| CITY OF EL MONTE | 1,992 |
| CITY OF INGLEWOOD | 1,883 |
| CITY OF WEST COVINA | 1,787 |
| CITY OF DOWNEY | 1,761 |
| CITY OF CARSON | 1,677 |
| CITY OF BURBANK | 1,642 |
| CITY OF REDONDO BEACH | 1,582 |
| CITY OF SOUTH GATE | 1,475 |
| CITY OF WHITTIER | 1,469 |
| CITY OF COMPTON | 1,435 |
| CITY OF HUNTINGTON PARK | 1,414 |
| CITY OF ALHAMBRA | 1,381 |
| CITY OF BALDWIN PARK | 1,312 |
| CITY OF HAWTHORNE. | 1,285 |
| CITY OF LAKEWOOD | 1,206 |
| CITY OF GARDENA | 1,183 |
| CITY OF BELLFLOWER | 1,113 |
| CITY OF LYNWOOD | 1,112 |
| CITY OF MONTEREY PARK | 1,047 |
| CITY OF WEST HOLLYWOOD | 1,025 |
| CITY OF PICO RIVERA | 1,015 |
| CITY OF ARCADIA | 986 |
| CITY OF CERRITOS | 978 |
| CITY OF AVALON | 874 |
| CITY OF DIAMOND BAR | 868 |
| CITY OF PARAMOUNT | 838 |
| CITY OF MONROVIA | 837 |
| CITY OF ROSEMEAD | 828 |
| CITY OF LA MIRADA | 809 |
| CITY OF BELL GARDENS | 790 |
| CITY OF GLENDORA | 758 |
| CITY OF COVINA | 717 |
| CITY OF AZUSA | 702 |
| CITY OF LA PUENTE | 625 |
| CITY OF RANCHO PALOS VERDES | 622 |
| CITY OF SAN GABRIEL | 616 |

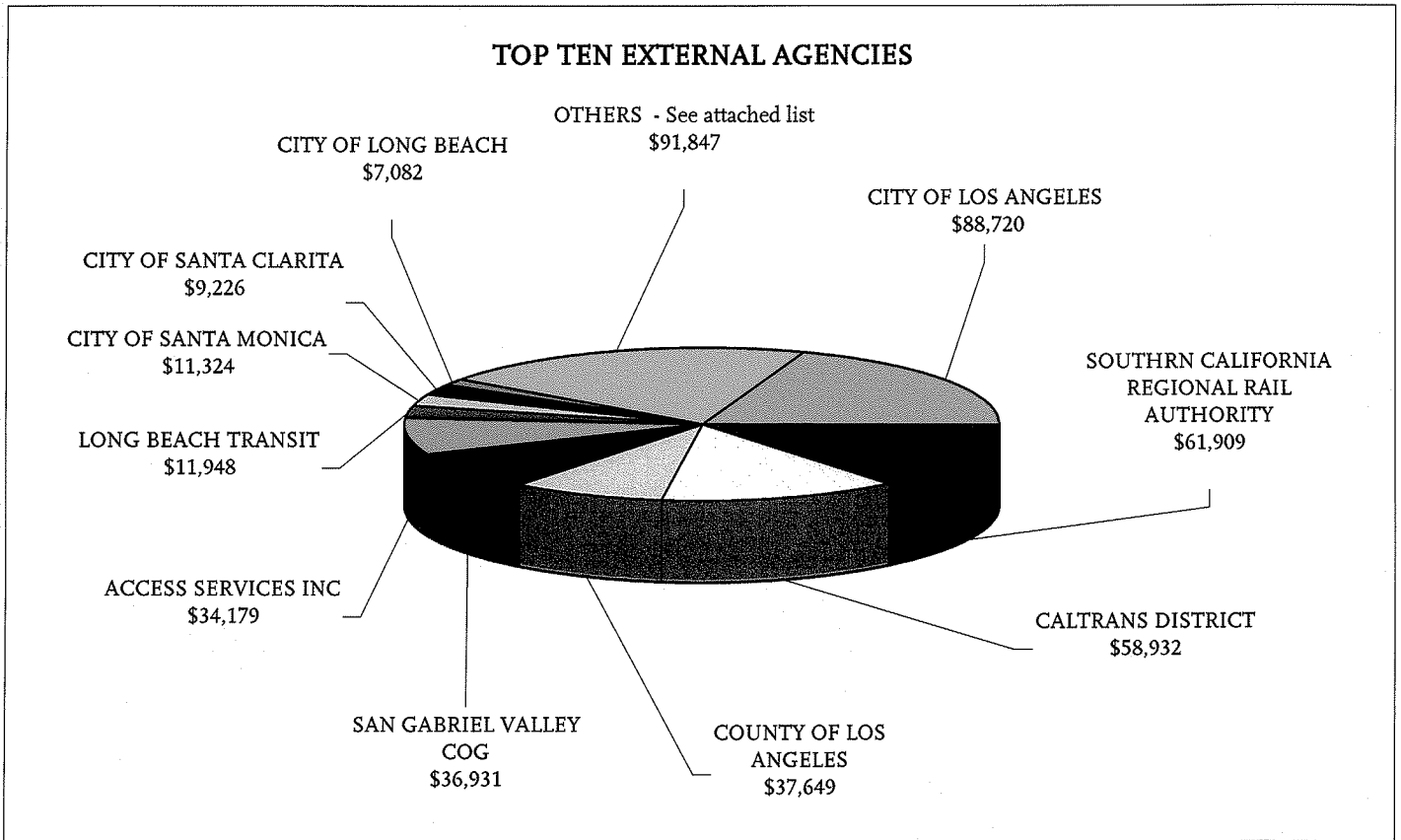
| Agencies | Amount |
|--------------------------------|-----------|
| CITY OF CLAREMONT | \$ 604 |
| CITY OF MANHATTAN BEACH | 583 |
| CITY OF BELL | 562 |
| CITY OF AGOURA HILLS | 560 |
| CITY OF BEVERLY HILLS | 545 |
| CITY OF SAN DIMAS | 534 |
| POMONA VALLEY TRANSP AUTH | 524 |
| CITY OF TEMPLE CITY | 515 |
| CITY OF LAWNSDALE | 484 |
| CITY OF LA VERNE | 482 |
| PALOS VERDES PENINSULA TRANSIT | 482 |
| CITY OF WALNUT | 466 |
| PASADENA, CITY OF | 440 |
| CITY OF MAYWOOD | 432 |
| CITY OF SOUTH PASADENA | 390 |
| CITY OF CUDAHY | 373 |
| CITY OF SAN FERNANDO | 363 |
| CITY OF CALABASAS | 341 |
| CITY OF COMMERCE | 337 |
| CITY OF DUARTE | 334 |
| CITY OF SOUTH EL MONTE | 324 |
| CITY OF LA CANADA-FLINTRIDGE | 308 |
| CITY OF SANTA FE SPRINGS | 306 |
| CITY OF LOMITA | 305 |
| CITY OF HERMOSA BEACH | 281 |
| CITY OF ARTESIA | 262 |
| CITY OF EL SEGUNDO | 246 |
| CITY OF HAWAIIAN GARDENS | 230 |
| CITY OF MALIBU | 219 |
| CITY OF PALOS VERDES EST. | 203 |
| CITY OF SAN MARINO | 195 |
| CITY OF SIGNAL HILL | 162 |
| CITY OF SIERRA MADRE | 159 |
| CITY OF WESTLAKE VILLAGE | 128 |
| CITY OF ROLLING HILLS EST. | 117 |
| CITY OF LA HABRA HEIGHTS | 89 |
| CITY OF HIDDEN HILLS | 29 |
| CITY OF ROLLING HILLS | 28 |
| CITY OF IRWINDALE | 24 |
| CITY OF BRADBURY | 14 |
| CITY OF INDUSTRY | 12 |
| CITY OF VERNON | 1 |
| YEAR END ACCRUAL/REVERSAL | (1,191) |
| TOTAL | \$ 79,633 |

**PROPOSITION A
MTA EXPENDITURES
FISCAL YEAR 2009
(Amounts in thousands)**



| EXPENDITURES | AMOUNT | % |
|-----------------------------|-------------------|-------------|
| DEBT SERVICE | \$ 153,777 | 35% |
| BUS OPERATIONS | 141,696 | 32% |
| RAIL OPERATIONS | 58,711 | 13% |
| PLANNING, ADMIN & OVERSIGHT | 51,851 | 12% |
| TRANSFER TO PROPOSITION C | 31,000 | 7% |
| CONSTRUCTION | 4,325 | 1% |
| TOTAL | \$ 441,360 | 100% |

**PROPOSITION C
 TRANSPORTATION SUBSIDIES TO EXTERNAL AGENCIES
 FISCAL YEAR 2009
 (Amounts in thousands)**



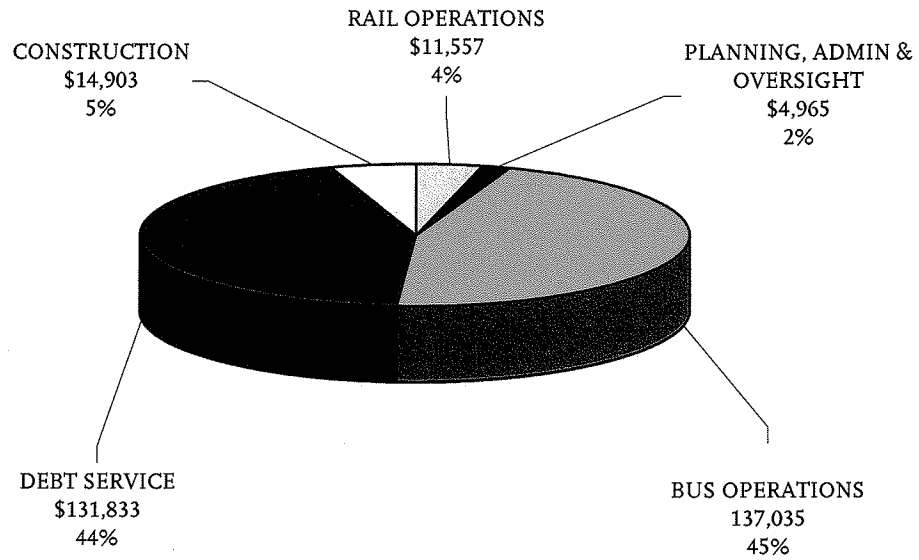
| AGENCIES | AMOUNT |
|---|-------------------|
| CITY OF LOS ANGELES | \$ 88,720 |
| SOUTHERN CALIFORNIA REGIONAL RAIL AUTHORITY | 61,909 |
| CALTRANS DISTRICT | 58,932 |
| COUNTY OF LOS ANGELES | 37,649 |
| SAN GABRIEL VALLEY COG | 36,931 |
| ACCESS SERVICES INC. | 34,179 |
| LONG BEACH TRANSIT | 11,948 |
| CITY OF SANTA MONICA | 11,324 |
| CITY OF SANTA CLARITA | 9,226 |
| CITY OF LONG BEACH | 7,082 |
| OTHERS - See attached list | 91,847 |
| TOTAL | \$ 449,747 |

PROPOSITION C
TRANSPORTATION SUBSIDIES TO EXTERNAL AGENCIES - OTHERS
FISCAL YEAR 2009
(Amounts in thousands)

| Agencies | Amount |
|--|----------|
| CITY OF TORRANCE | \$ 6,730 |
| FOOTHILL TRANSIT | 5,449 |
| FIRST AMERICAN TITLE INSURANCE COMPANY | 4,455 |
| CITY OF MONTEBELLO | 3,913 |
| CITY OF SOUTH GATE | 3,656 |
| CITY OF GLENDALE | 3,182 |
| CITY OF PASADENA | 2,837 |
| FAME ASSISTANCE CORP | 2,720 |
| CITY OF CULVER CITY | 2,685 |
| CITY OF GARDENA | 2,499 |
| INT'L INSTITUTE OF L A | 2,381 |
| CITY OF NORWALK | 2,038 |
| CITY OF EL SEGUNDO | 1,963 |
| CITY OF POMONA | 1,940 |
| CITY OF PALMDALE | 1,696 |
| CITY OF LANCASTER | 1,678 |
| CITY OF EL MONTE | 1,602 |
| CITY OF INGLEWOOD | 1,538 |
| CITY OF REDONDO BEACH | 1,484 |
| ANTELOPE VALLEY TRANSIT AUTHORITY | 1,442 |
| CITY OF CARSON | 1,441 |
| CITY OF DOWNEY | 1,366 |
| CITY OF WEST COVINA | 1,356 |
| CITY OF WALNUT | 1,310 |
| CITY OF BURBANK | 1,292 |
| GATEWAY CITIES COUNCIL OF GOVERNMENTS | 1,281 |
| CITY OF COMPTON | 1,248 |
| CITY OF BALDWIN PARK | 1,162 |
| CITY OF VERNON | 1,104 |
| CITY OF ALHAMBRA | 1,079 |
| CITY OF HAWTHORNE. | 1,070 |
| CITY OF WHITTIER | 1,051 |
| CITY OF LAKEWOOD | 1,006 |
| CITY OF COMMERCE | 980 |
| CITY OF AGOURA HILLS | 963 |
| CITY OF BELLFLOWER | 930 |
| CITY OF LYNWOOD | 882 |
| CULVER CITY MUNICIPAL BUS LINES | 821 |
| CITY OF WEST HOLLYWOOD | 813 |
| CITY OF PICO RIVERA | 806 |
| CITY OF HUNTINGTON PARK | 781 |
| CITY OF MONTEREY PARK | 776 |
| CITY OF ARCADIA | 766 |
| CITY OF DIAMOND BAR | 723 |
| CITY OF PARAMOUNT | 699 |
| CITY OF ROSEMEAD | 689 |
| CITY OF LA MIRADA | 664 |
| CITY OF CERRITOS | 661 |
| PORT OF LONG BEACH | 632 |
| CITY OF GLENDORA | 631 |
| CITY OF SOUTH PASADENA | 610 |

| Agencies | Amount |
|--------------------------------------|-----------|
| CITY OF AZUSA | \$ 583 |
| CITY OF WESTLAKE VILLAGE | 565 |
| CITY OF BELL GARDENS | 562 |
| CITY OF COVINA | 555 |
| CITY OF LA PUENTE | 521 |
| CITY OF RANCHO PALOS VERDES | 520 |
| CITY OF SAN GABRIEL | 512 |
| CITY OF CALABASAS | 477 |
| CITY OF CLAREMONT | 473 |
| CITY OF MONROVIA | 472 |
| CITY OF BELL | 468 |
| CITY OF SAN DIMAS | 445 |
| CITY OF MANHATTAN BEACH | 441 |
| SHELTER PARTNERSHIP | 440 |
| CITY OF BEVERLY HILLS | 433 |
| CITY OF TEMPLE CITY | 428 |
| CITY OF LAWNSDALE | 403 |
| CITY OF LA VERNE | 402 |
| MONTEBELLO MUNICIPAL BUS LINES | 374 |
| CITY OF MAYWOOD | 359 |
| CITY OF CUDAHY | 311 |
| CITY OF SAN FERNANDO | 302 |
| CITY OF DUARTE | 277 |
| CITY OF SOUTH EL MONTE | 270 |
| CITY OF LA CANADA-FLINTRIDGE | 257 |
| CITY OF LOMITA | 254 |
| CITY OF HERMOSA BEACH | 235 |
| CITY OF SANTA FE SPRINGS | 213 |
| CITY OF ARTESIA | 210 |
| HUMAN SERVICES ASSOCIATION | 203 |
| CITY OF HAWAIIAN GARDENS | 191 |
| CITY OF PALOS VERDES EST. | 170 |
| CITY OF MALIBU | 164 |
| CITY OF SAN MARINO | 163 |
| CITY OF SIERRA MADRE | 133 |
| CITY OF SIGNAL HILL | 132 |
| JEWISH FAMILY SERVICE OF LOS ANGELES | 128 |
| CITY OF ROLLING HILLS EST. | 98 |
| DEPARTMENT OF TRANSPORTATION01 | 78 |
| CITY OF LA HABRA HEIGHTS | 74 |
| CITY OF AVALON | 42 |
| CITY OF HIDDEN HILLS | 24 |
| CITY OF ROLLING HILLS | 24 |
| CITY OF IRWINDALE | 19 |
| CITY OF BRADBURY | 11 |
| CITY OF INDUSTRY | 10 |
| SAN DIEGO ASSOC GOVERNMTS | 1 |
| YEAR END ACCRUAL/REVERSAL | (7,065) |
| TOTAL | \$ 91,847 |

**PROPOSITION C
MTA EXPENDITURES
FISCAL YEAR 2009
(Amounts in thousands)**



| EXPENDITURES | AMOUNT | % |
|-----------------------------|-------------------|-------------|
| BUS OPERATIONS | 137,035 | 45% |
| DEBT SERVICE | 131,833 | 44% |
| CONSTRUCTION | 14,903 | 5% |
| RAIL OPERATIONS | 11,557 | 4% |
| PLANNING, ADMIN & OVERSIGHT | 4,965 | 2% |
| TOTAL | \$ 300,293 | 100% |