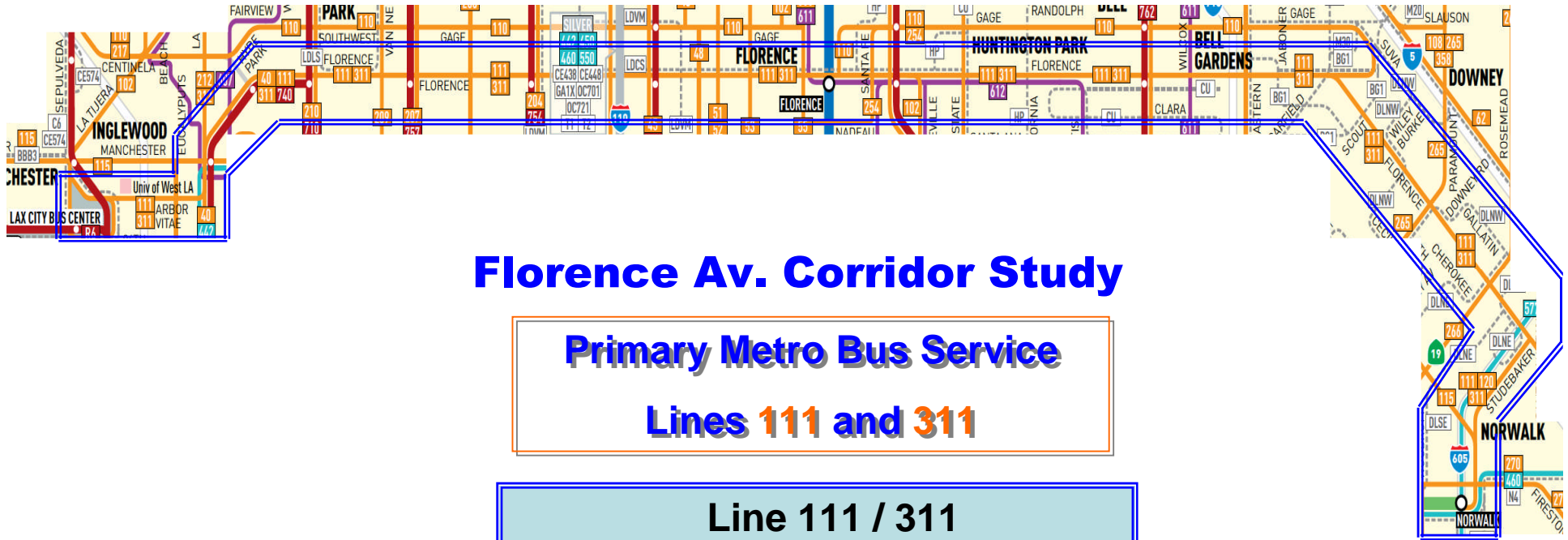


GWC Service Council August 2012 Meeting



Florence Av. Corridor Study

Primary Metro Bus Service

Lines 111 and 311

Line 111 / 311

Route Lengths

21.1 Miles

Bus Stops Each Dir.

91 local / 69 limited

GWC Service Council August 2012 Meeting

Service Statistics

| ➤ Ridership | <u>Wkday</u> | <u>Sat.</u> | <u>Sun.</u> | <u>Annualized</u> |
|--------------------|--------------|-------------|-------------|-------------------|
| ➤ Line 111 | 22,344 | 20,613 | 15,990 | 7,725,000 |
| ➤ Line 311 | 11,247 | 8,072 | 6,948 | <u>3,698,000</u> |
| | 19,664 | 15,091 | 11,788 | 6,503,000 |

| ➤ Rev. Hrs | <u>Wkday</u> | <u>Sat.</u> | <u>Sun.</u> | <u>Annualized</u> |
|-------------------|--------------|-------------|-------------|-------------------|
| ➤ Line 111/311 | 282 | 222 | 201 | 95,205 |

| ➤ Buses | <u>Wkday</u> | <u>Sat.</u> | <u>Sun.</u> |
|----------------|------------------|-------------|-------------|
| | <u>Peak - MD</u> | <u>Peak</u> | <u>Peak</u> |
| ➤ Line 111/311 | 25-15 | 16 | 15 |

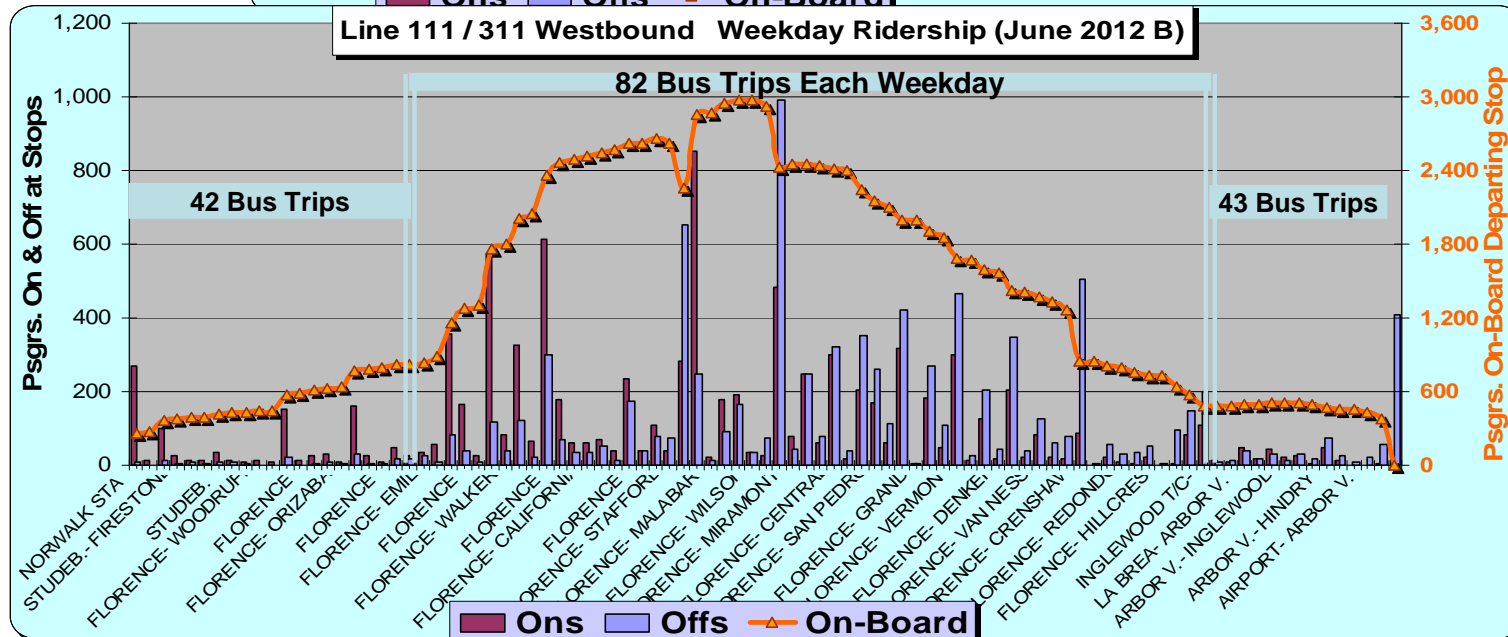
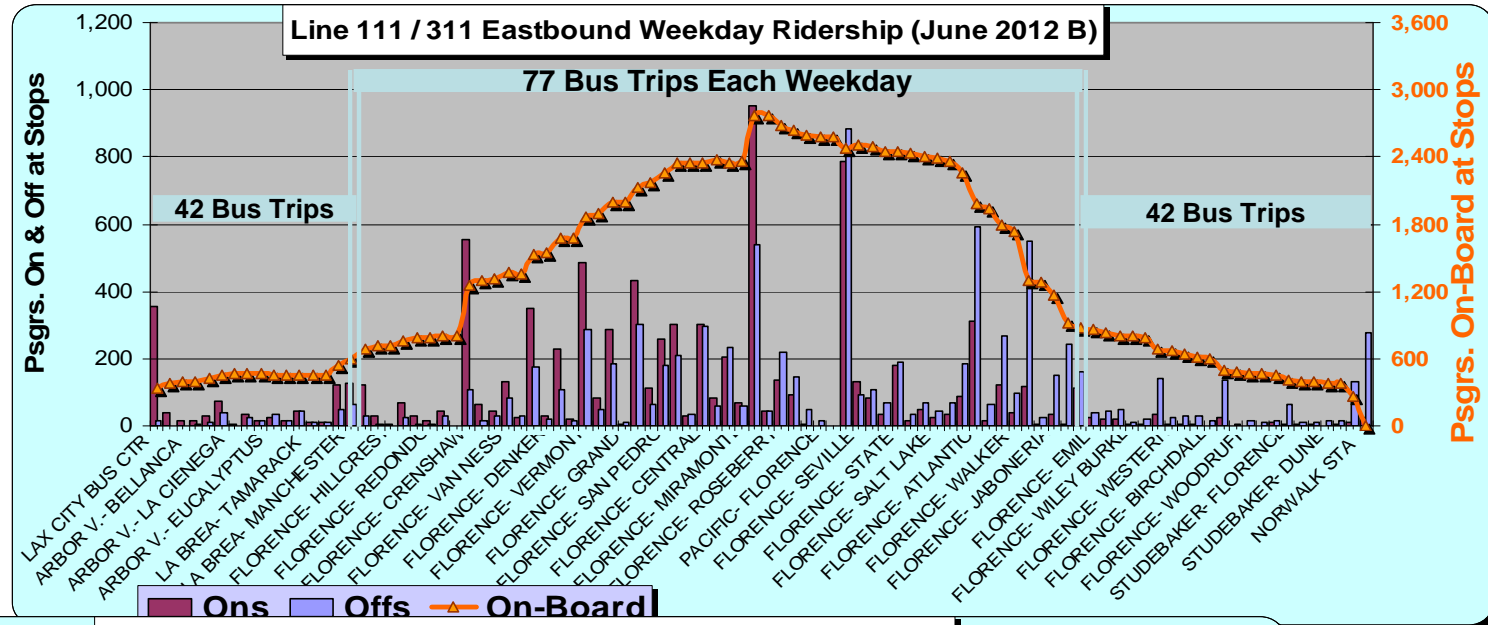
GWC Service Council August 2012 Meeting

Service Statistics

| ➤ Service Frequencies | <u>Weekday</u> | <u>Sat.</u> | <u>Sun.</u> | <u>Owl</u> |
|-----------------------|----------------|-------------|-------------|------------|
| | Peak / Base | Range | Range | |
| ➤ Line 111 | 10-15 / 15 | 12-14 | 12-14 | NS |
| ➤ Line 311 | 10-15 / NS | NS | NS | NS |

| ➤ Performance | <u>Sub./Psgr.</u> | <u>Sub./Psgr. Mi.</u> | <u>Psgrs/Rev. Hr.</u> | <u>Psgr. Mi./Seat Mi.</u> |
|----------------|-------------------|-----------------------|-----------------------|---------------------------|
| ➤ Line 111/311 | \$1.27 | \$0.39 | 68 | 0.545 |
| ➤ System Avg. | \$1.75 | \$0.42 | 55 | 0.471 |

GWC Service Council August 2012 Meeting



GWC Service Council August 2012 Meeting

Next Steps

- a) Ride weekday service in September
- b) Review of service levels and ridership by route segment and time of day
- c) Explore schedule meets with Metro Blue Line
- d) Evaluate re-route of Line 4 in downtown LA
- e) Consider conversion of limited trips to local when Rapid service is less frequent than 15 min.
- f) Evaluate modifications to Limited bus stops
- g) Return in October/November as part of Workshop