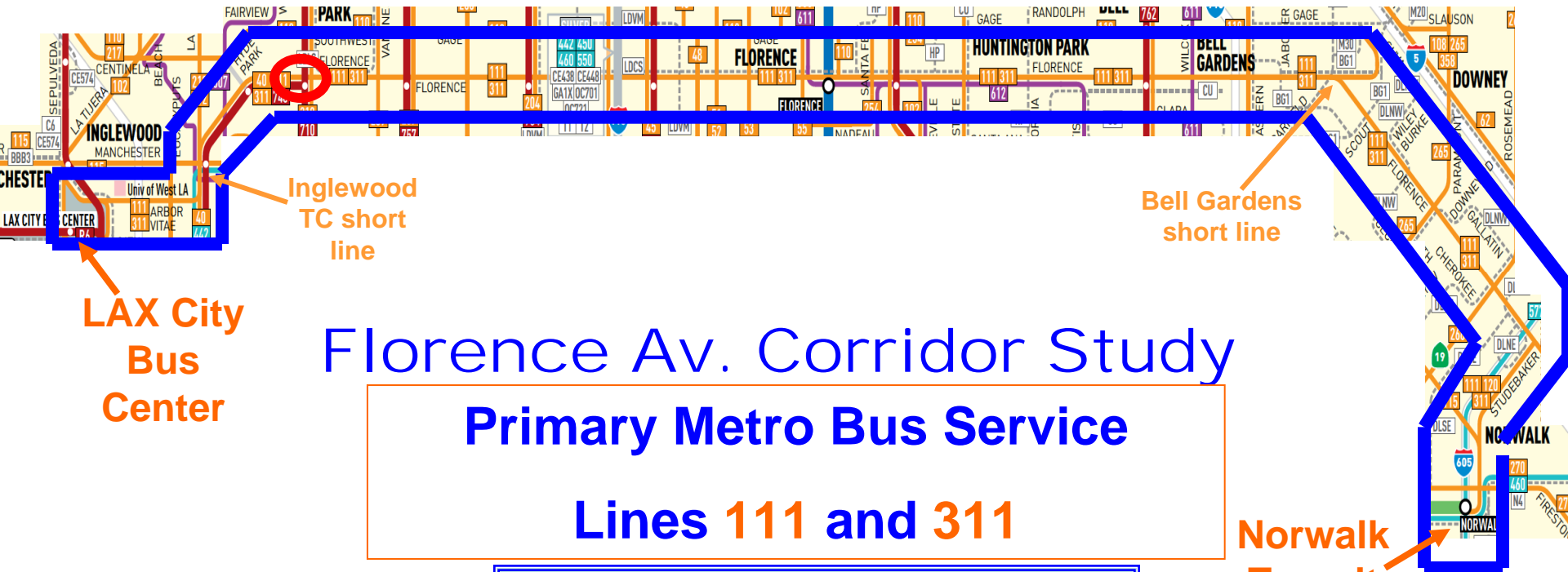


GWC Service Council October 2012 Meeting



Florence Av. Corridor Study

Primary Metro Bus Service

Lines 111 and 311

Line 111 / 311

Route Lengths

21.1 Miles

Bus Stops Each Dir.

91 local / 69 limited

GWC Service Council October 2012 Meeting

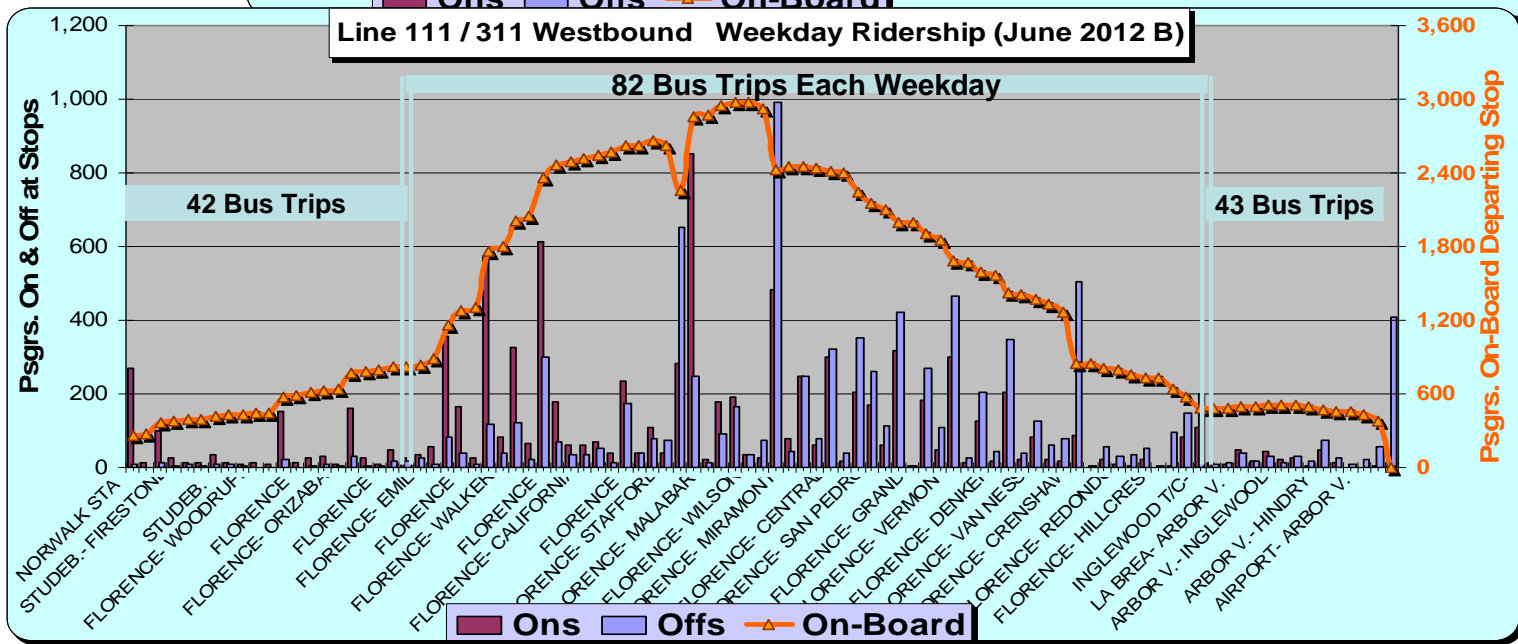
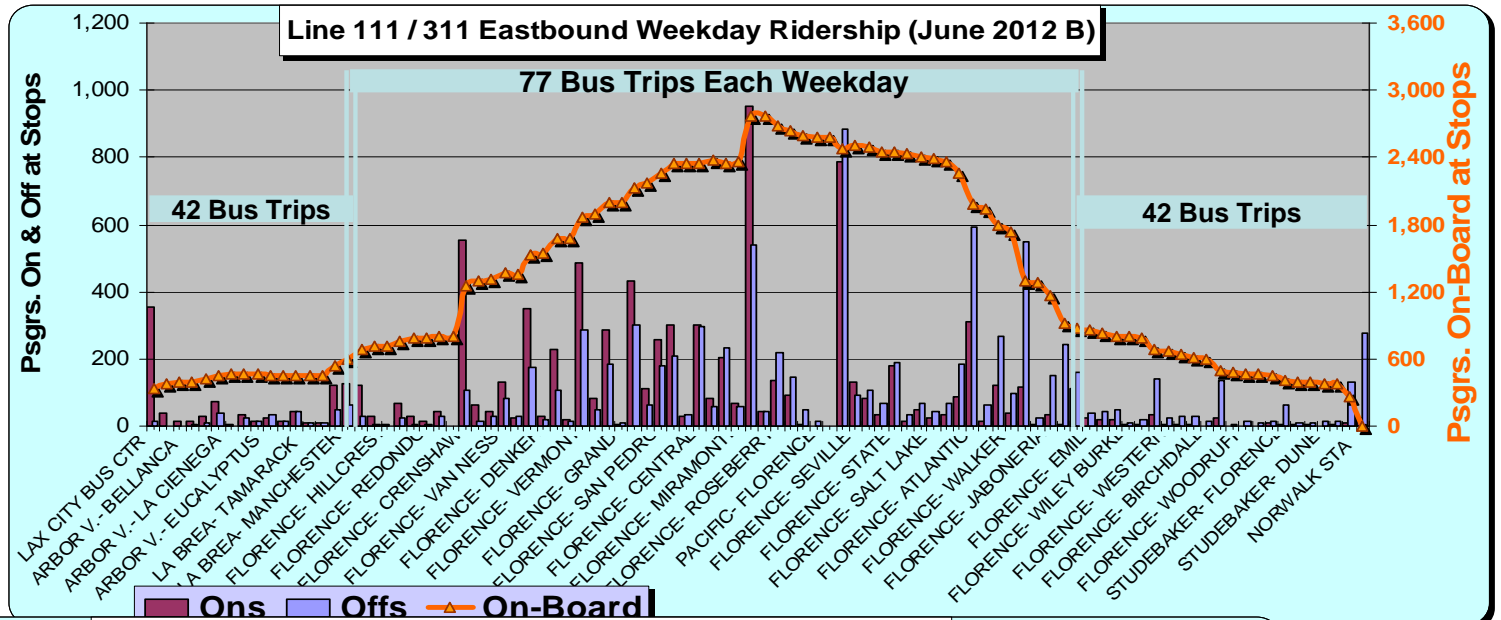
Service Statistics

| Ridership (Aug. 2012) | Line 111 | Line 311 | Combined |
|-----------------------|----------|----------|----------|
| Weekday | 15,387 | 3,460 | 18,847 |
| Saturday | 14,142 | N/S | 14,142 |
| Sunday | 11,188 | N/S | 11,188 |

| Average Service Frequencies (Mins.) | Line 111 | Line 311 |
|-------------------------------------|----------|----------|
| Weekday AM Peak | 18 - 20 | 18 - 20 |
| Weekday Mid-Day | 15 | N/S |
| Weekday PM Peak | 16 - 18 | 16 - 18 |
| Saturday | 12 | N/S |
| Sunday | 12 - 15 | N/S |

| Bus Line Performance | Line 111/311 | Sys. Avg |
|------------------------|--------------|----------|
| Subsidy / Passenger | \$1.27 | \$1.75 |
| Subsidy / Psgr. Mile | \$0.39 | \$0.42 |
| Passengers / Bus Hr. | 68 | 55 |
| Psgr. Miles / Seat Mi. | 0.545 | 0.471 |

GWC Service Council October 2012 Meeting



GWC Service Council October 2012 Meeting

Next Steps

- a) Ride weekday service in Early November
- b) Review of service levels and ridership by route segment and time of day
- c) Explore schedule meets with Metro Blue Line
- d) Evaluate re-route and expansion of later night service
- e) Consider conversion of limited trips to local
- f) Return in December as part of Workshop