

METRO SAN FERNANDO VALLEY GOVERNANCE COUNCIL
November 1, 2006

SUBJECT: REPORT ON ORANGE LINE UPDATE

ACTION: RECEIVE

BACKGROUND:

The Orange Line update provides boardings, park and ride lot information, accident rates, and near misses data. The form and content of this report will be modified each month to include salient issues that are requested by the Governance Council.

DISCUSSION

The following items are presented for discussion:

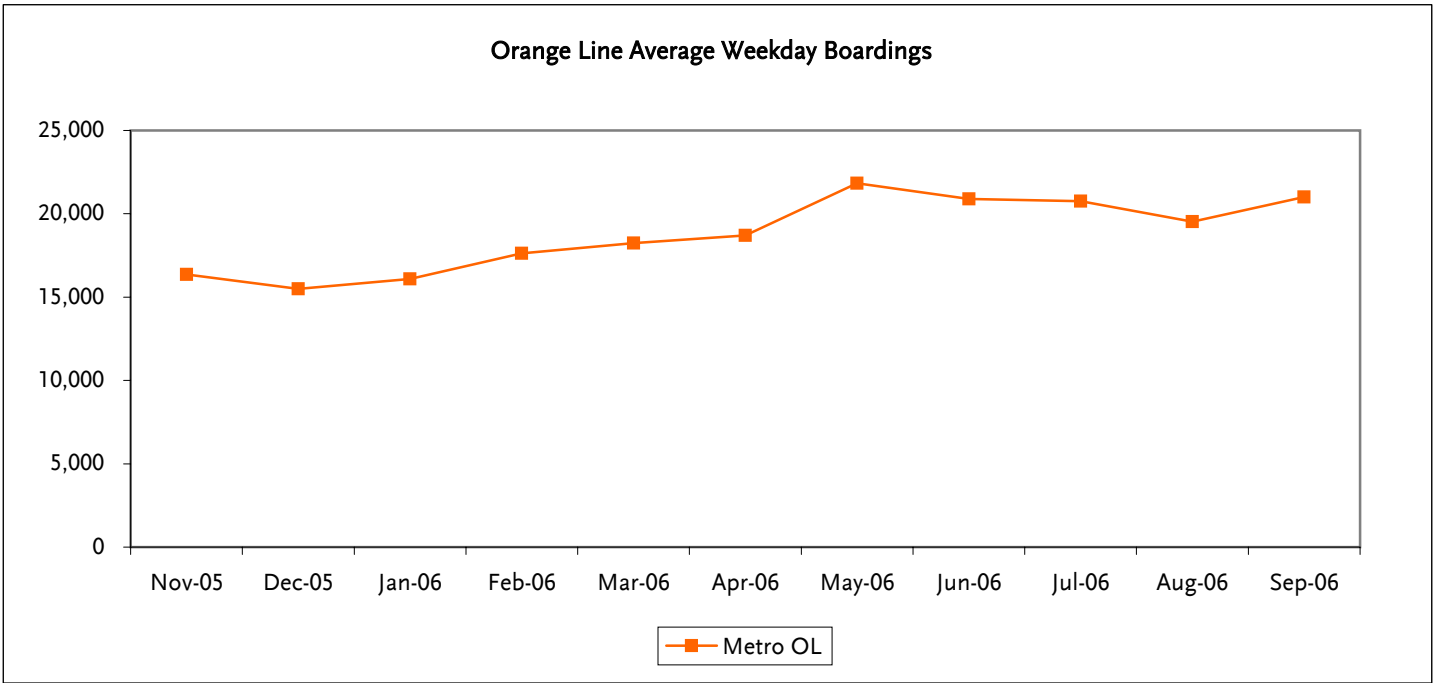
1. Orange Line Average Weekday Boardings
2. Orange Line Average Weekday Parking Use
3. Orange Line Traffic Accidents per 100,000 Hub Miles
4. Orange Line Near Miss data

Prepared by Metro San Fernando Valley Sector Administration and Finance Staff.

Copies of Agendas or Agenda Items may be obtained by contacting
Metro San Fernando Valley at (818) 701-2800.

**Metro San Fernando Valley
Orange Line Update Report
FY07**

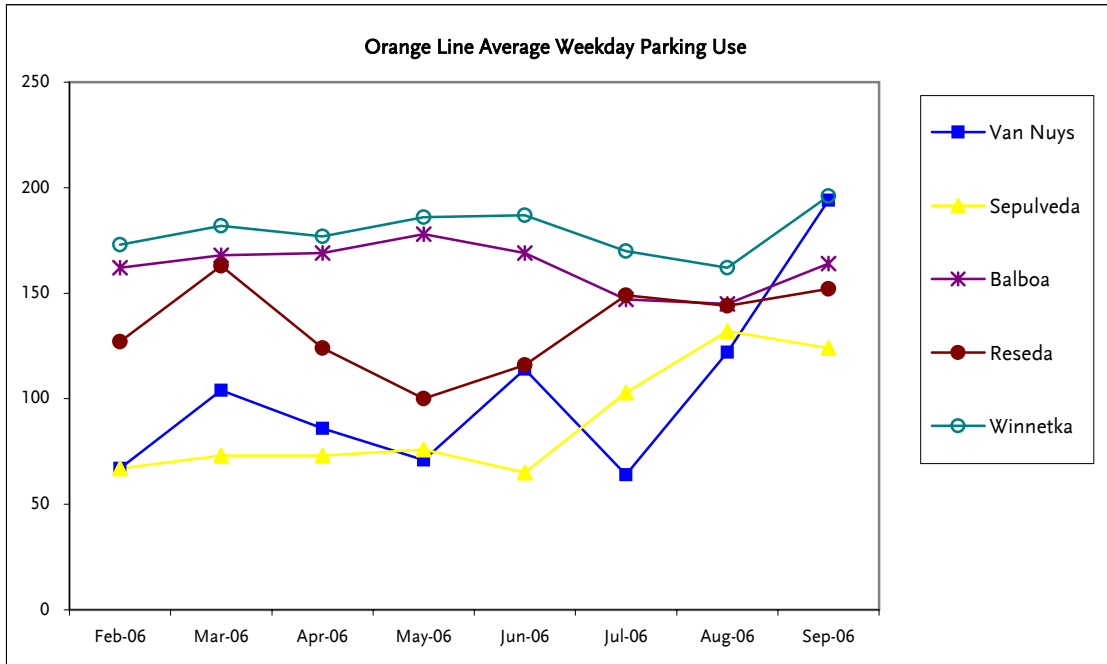
Orange Line Average Weekday Boardings



	Nov-05	Dec-05	Jan-06	Feb-06	Mar-06	Apr-06	May-06	Jun-06	Jul-06	Aug-06	Sep-06
Metro OL	16,360	15,492	16,100	17,636	18,242	18,700	21,828	20,884	20,760	19,531	21,005

**Metro San Fernando Valley
Orange Line Update Report
FY07**

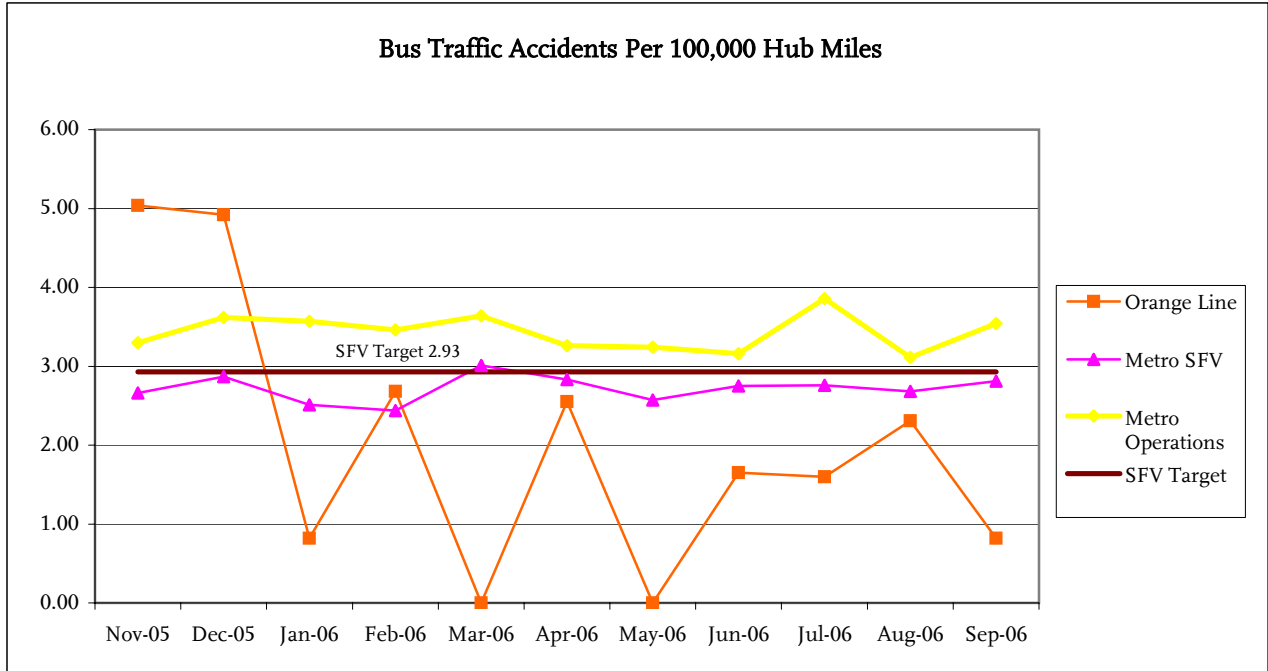
Orange Line Average Weekday Parking Use



	Available Spaces	Feb-06	Mar-06	Apr-06	May-06	Jun-06	Jul-06	Aug-06	Sep-06
Van Nuys	824	67	104	86	71	114	64	122	194
Sepulveda	1,179	67	73	73	76	65	103	132	124
Balboa	273	162	168	169	178	169	147	145	164
Reseda	522	127	163	124	100	116	149	144	152
Winnetka	394	173	182	177	186	187	170	162	196

**Metro San Fernando Valley
Orange Line Update Report
FY07**

Accidents Per 100,000 Hub Miles



	Nov-05	Dec-05	Jan-06	Feb-06	Mar-06	Apr-06	May-06	Jun-06	Jul-06	Aug-06	Sep-06
Orange Line	5.04	4.92	0.82	2.68	0.00	2.55	0.00	1.65	1.60	2.31	0.82
Metro SFV	2.66	2.87	2.51	2.44	3.01	2.83	2.57	2.75	2.76	2.68	2.81
Metro Operations	3.30	3.62	3.57	3.46	3.64	3.26	3.24	3.16	3.86	3.11	3.54

Metro San Fernando Valley
Orange Line Update
FY07

Orange Line "Near Miss" Report

