

Metro San Fernando Valley Governance Council November 2010 Meeting

Performance Report
for September 2010



Metro[™]

SFV Governance Council November 2010

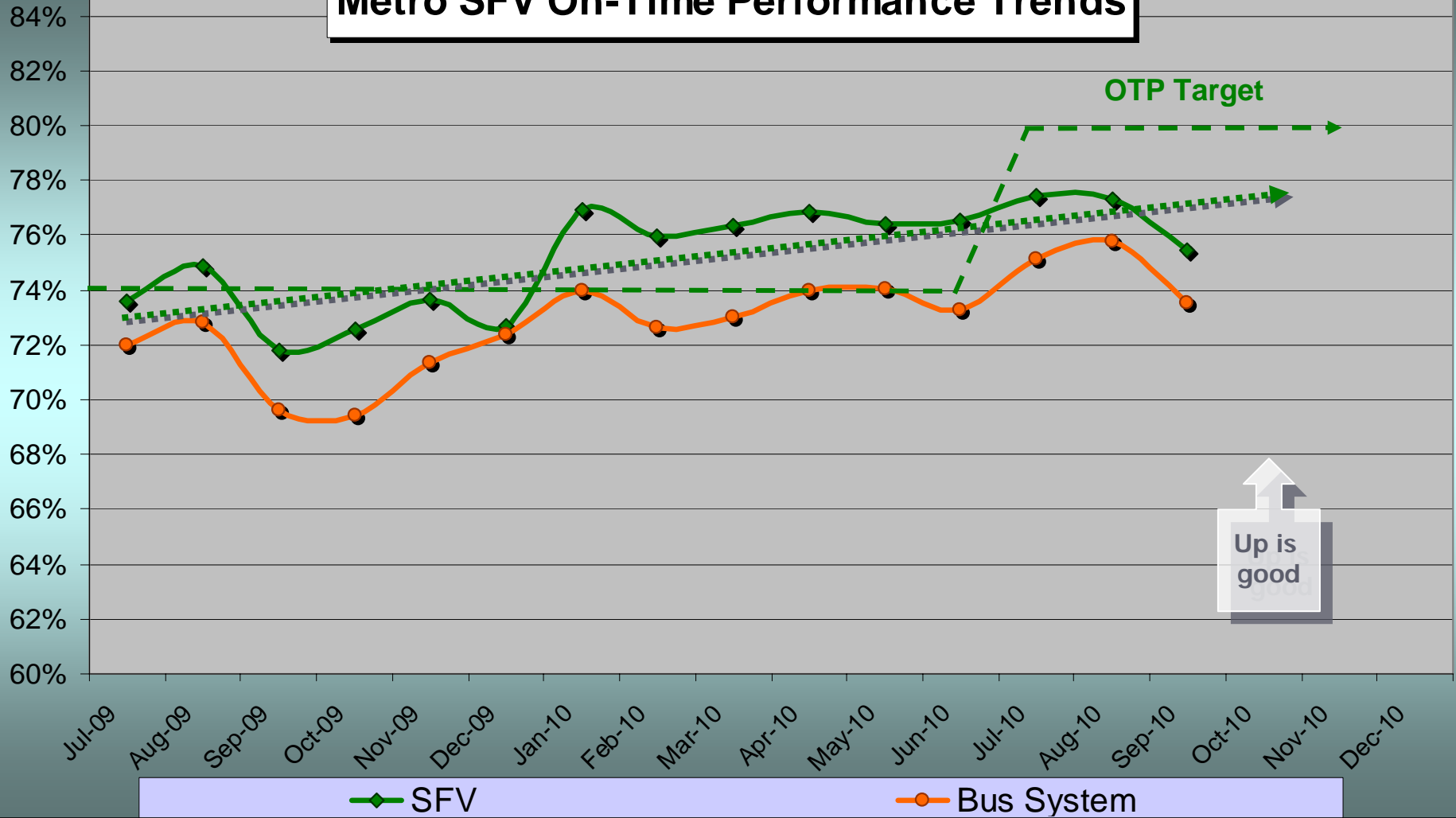
Metro **San Fernando Valley** & **Metro Bus System** September 2010

Measurement : *On Time Performance*

	Target	Sept.	YTD
Metro Bus System	80.0%	73.5%	74.7%
San Fernando Valley	80.0%	75.4%	76.7%

SFV Governance Council November 2010

Metro SFV On-Time Performance Trends



Metro

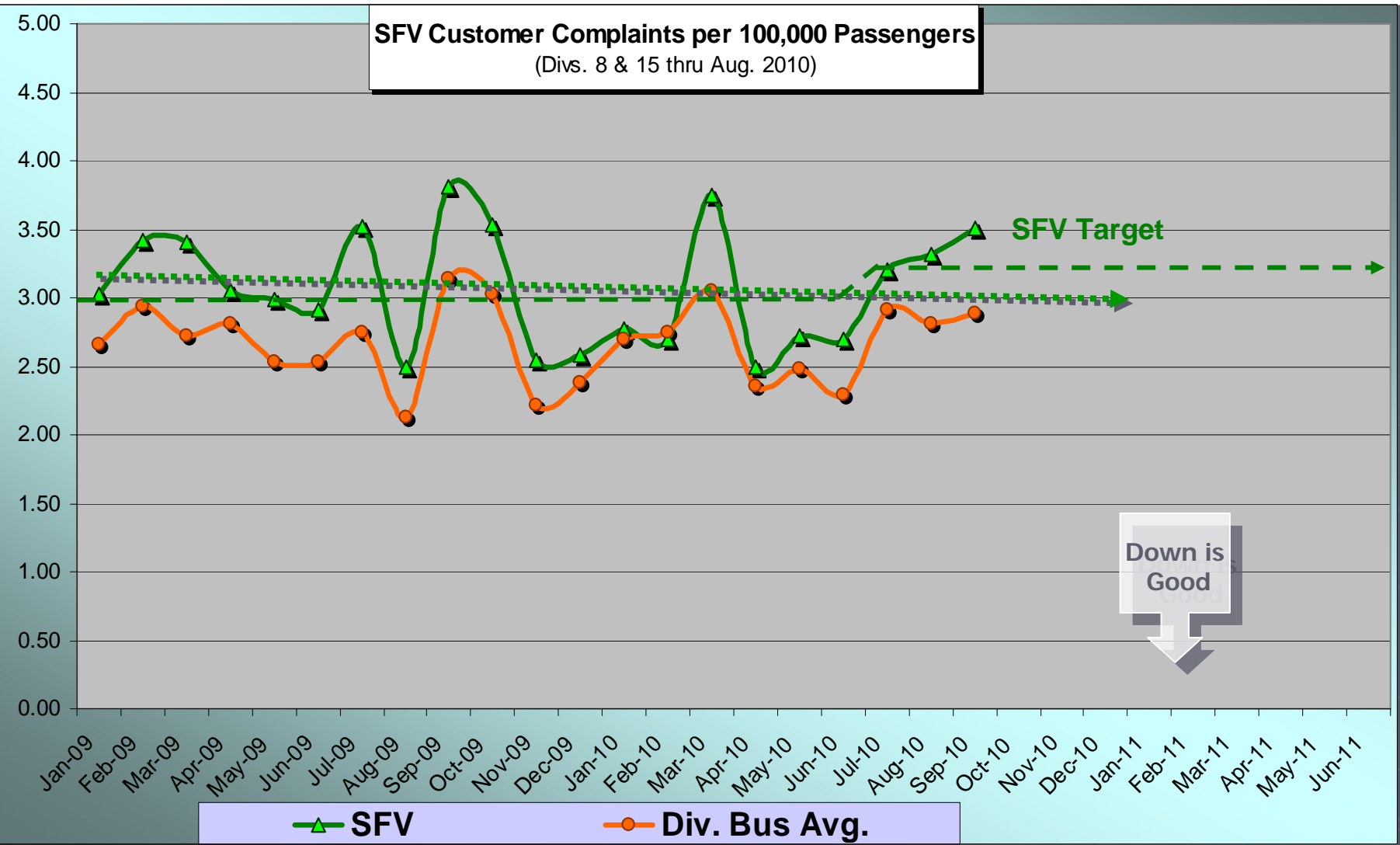
SFV Governance Council November 2010

Metro **San Fernando Valley** & **Metro Bus System** September 2010

Measurement : Complaints per 100,000 Psgrs.

	Target	Sept.	YTD
Metro Bus System	2.52	2.89	2.87
San Fernando Valley	2.94	3.50	3.34

SFV Governance Council November 2010



SFV Governance Council November 2010

September 2010 Customer Complaints

Includes Directly Operated and Contract Lines

GWC		SBC		SFV		SGV		WSC		Totals		Complaint Type
No.	Pct.	No.	Pct.	No.	Pct.	No.	Pct.	No.	Pct.	No.	Pct.	
44	25%	46	19%	38	21%	27	16%	66	18%	164	20%	Passed Up
34	19%	57	24%	33	18%	28	16%	62	17%	154	18%	No Show
17	10%	28	12%	25	14%	24	14%	70	19%	130	16%	Op. Discourtesy
20	11%	30	13%	33	18%	39	23%	32	9%	114	14%	Late Schedule
12	7%	13	5%	7	4%	13	8%	28	8%	51	6%	Unsafe Operation
7	4%	7	3%	11	6%	4	2%	22	6%	42	5%	Accident
5	3%	5	2%	2	1%	7	4%	12	3%	24	3%	Operator Conduct
1	1%	4	2%	4	2%	5	3%	11	3%	19	2%	Carried Past Stop
3	2%	4	2%	5	3%	2	1%	6	2%	15	1.8%	Misc. Complaint
4	2%	4	2%	1	1%	3	2%	3	1%	10	1.2%	Disputed/Wrong Fare
3	2%	4	2%	1	1%	1	1%	7	2%	10	1.2%	Improper Curb Stop
1	1%	5	2%	1	1%	0	0%	5	1%	10	1.2%	Off Route
26	15%	31	13%	18	10%	19	11%	36	10%	95	11%	Other
177		238		179		172		360		838		



SFV Governance Council November 2010

September 2010 Customer Complaints Includes Directly Operated and Contract Lines

Complaints Summarized by Type

GWC		SBC		SFV		SGV		WSC		Totals		Comp. Group
No.	Pct.	No.	Pct.	No.	Pct.	No.	Pct.	No.	Pct.	No.	Pct.	
91	51%	113	47%	94	53%	85	49%	228	63%	463	55%	Oper. Issues
59	33%	88	37%	68	38%	68	40%	95	26%	276	33%	Sched. Issues
8	5%	10	4%	8	4%	6	3%	13	4%	35	4%	Access Svc.
9	5%	10	4%	3	2%	10	6%	10	3%	31	4%	Fare Issues
7	4%	12	5%	1	1%	1	1%	5	1%	15	2%	Equip. or Bus Stop
3	2%	5	2%	5	3%	2	1%	9	3%	18	2%	Other
177		238		179		172		360		838		



SFV Governance Council November 2010

Metro **San Fernando Valley**

& **Metro Bus System**

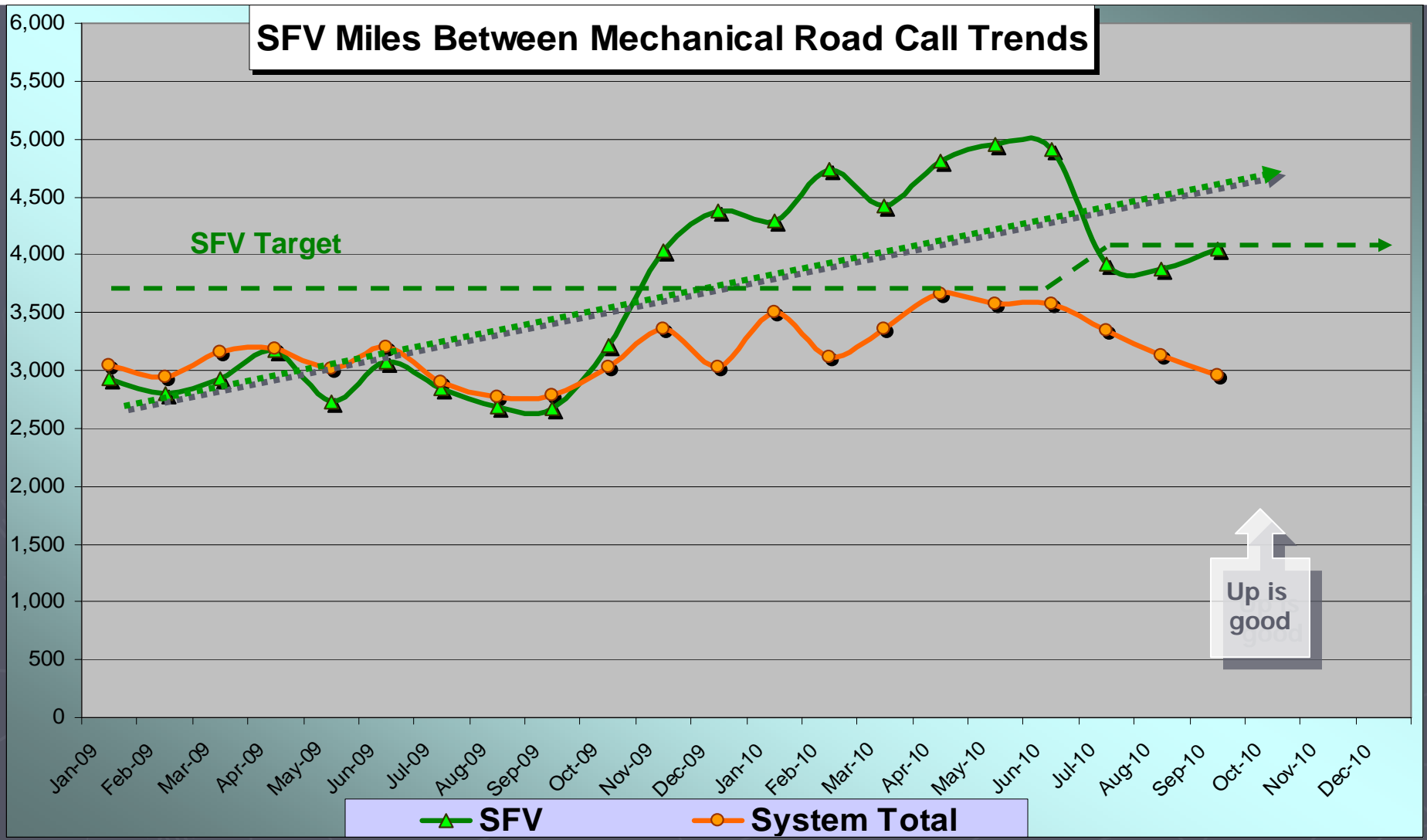
September 2010

Measurement : *Miles Between Mechanical Road Call*

	Target	Sept.	YTD
Metro Bus System	3,664	2,953	2,519
San Fernando Valley	3,635	4,049	4,005

SFV Governance Council November 2010

SFV Miles Between Mechanical Road Call Trends



Up is good



Metro™

SFV Governance Council November 2010

Metro **San Fernando Valley**

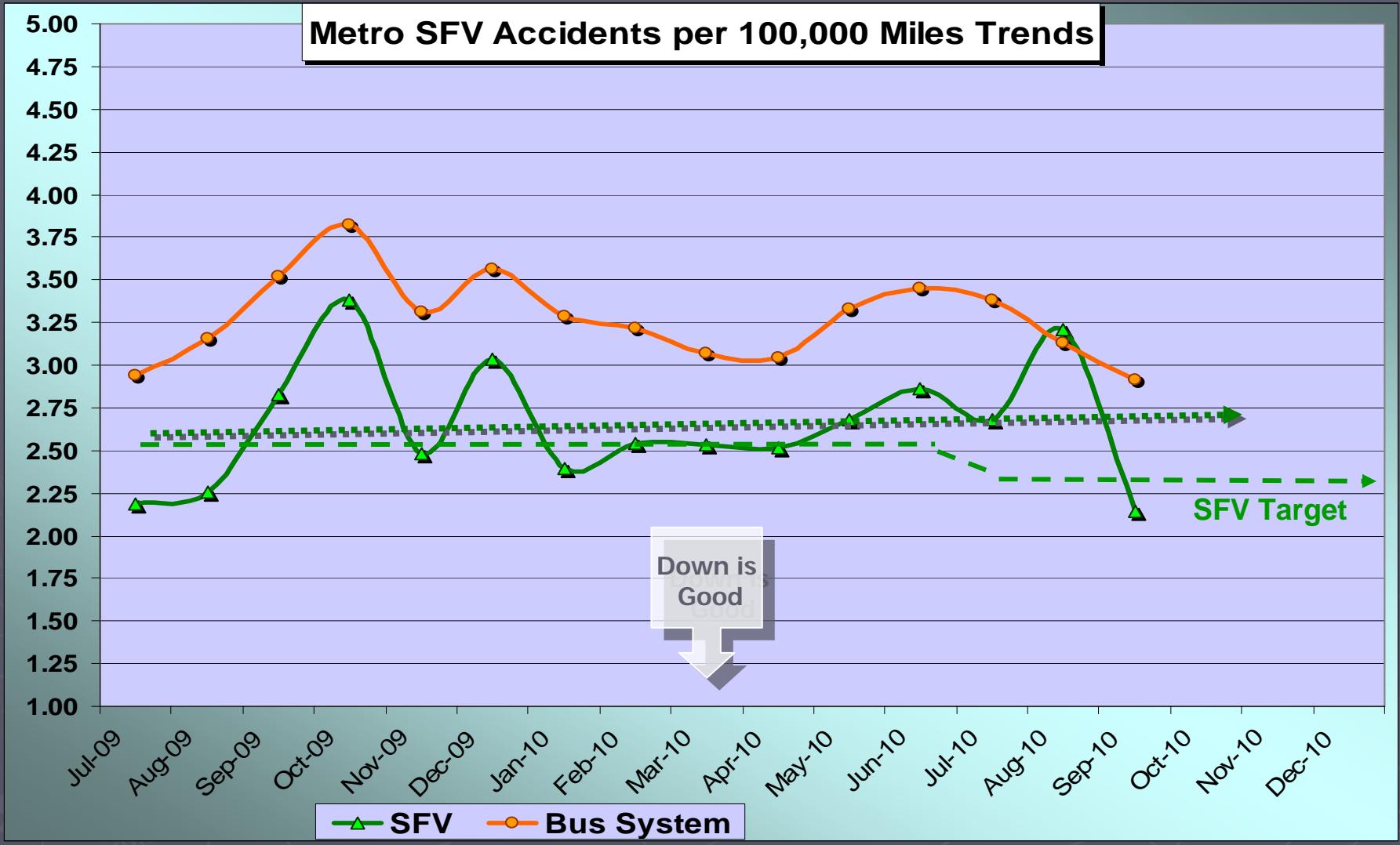
& **Metro Bus System**

September 2010

Measurement : *Accidents per 100,000 Miles*

	Target	Sept.	YTD
Metro Bus System	3.14	2.92	3.14
San Fernando Valley	2.32	2.14	2.68

SFV Governance Council November 2010



SFV Governance Council November 2010

Metro **San Fernando Valley**

& **Metro Bus System**

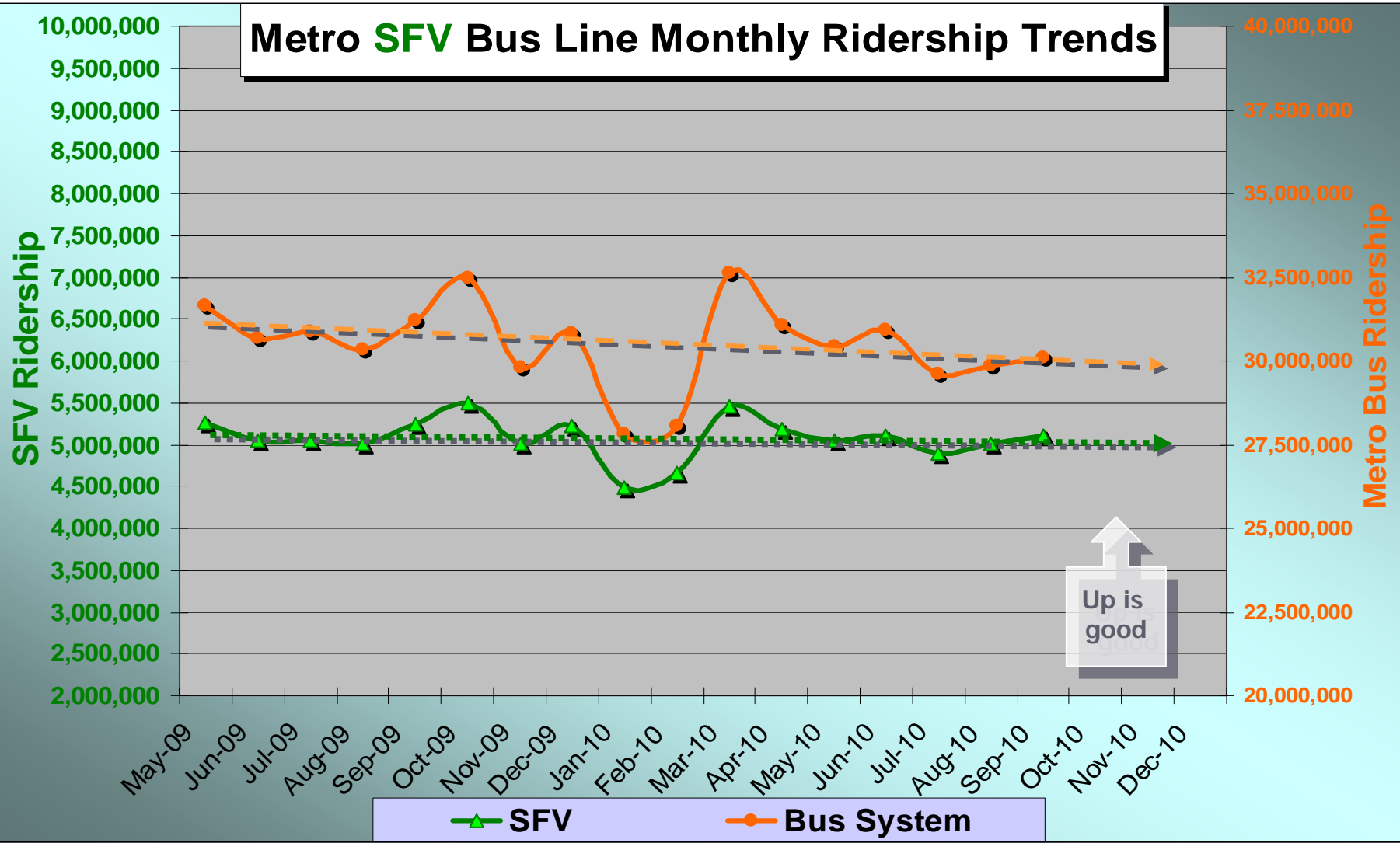
September 2010

Measurement : *Monthly Ridership*

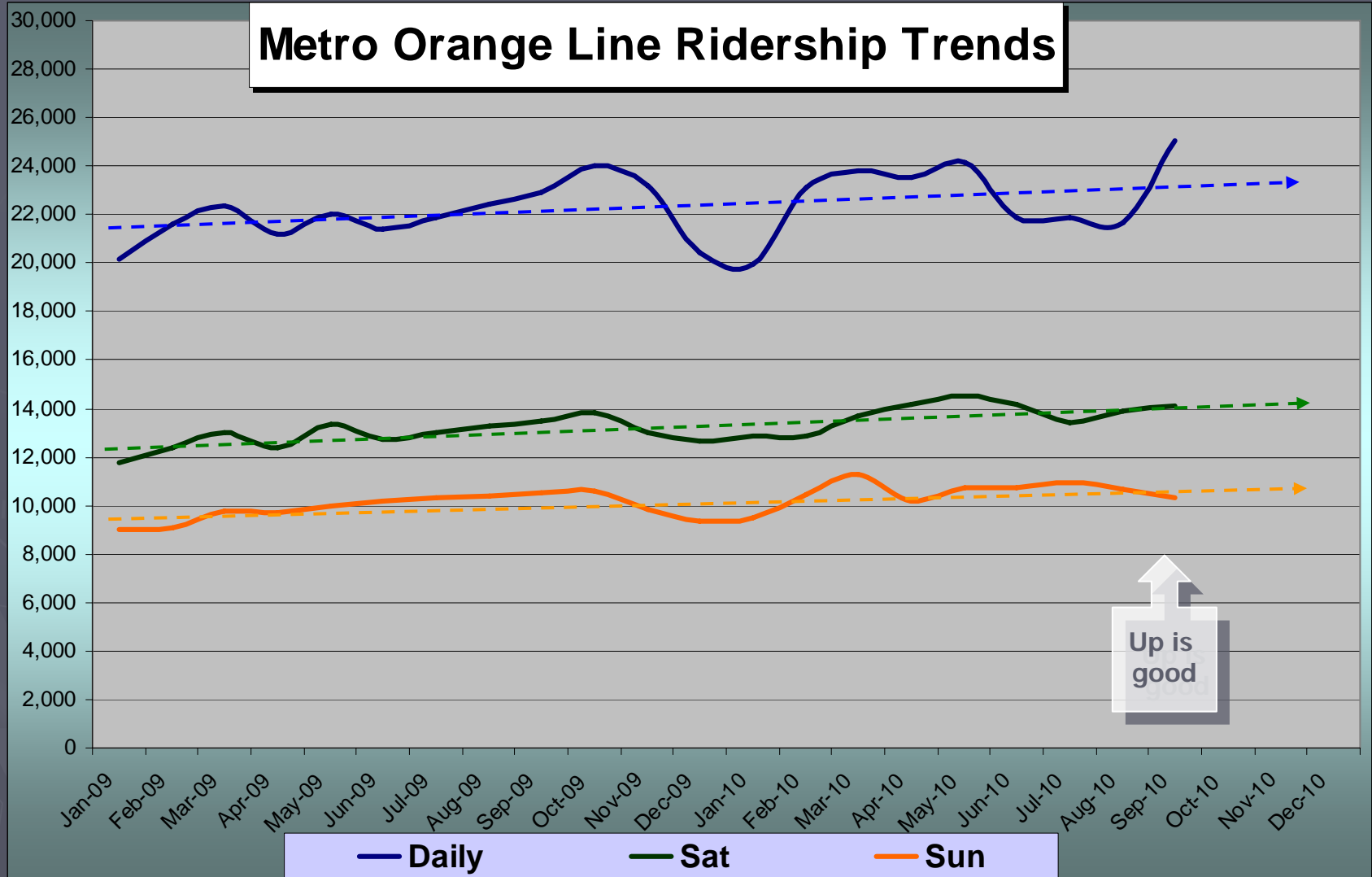
	Target	Sept.	YTD
Metro Bus System	29,400,000	30,100,000	29,900,000
San Fernando Valley	4,890,000	5,100,000	5,000,000



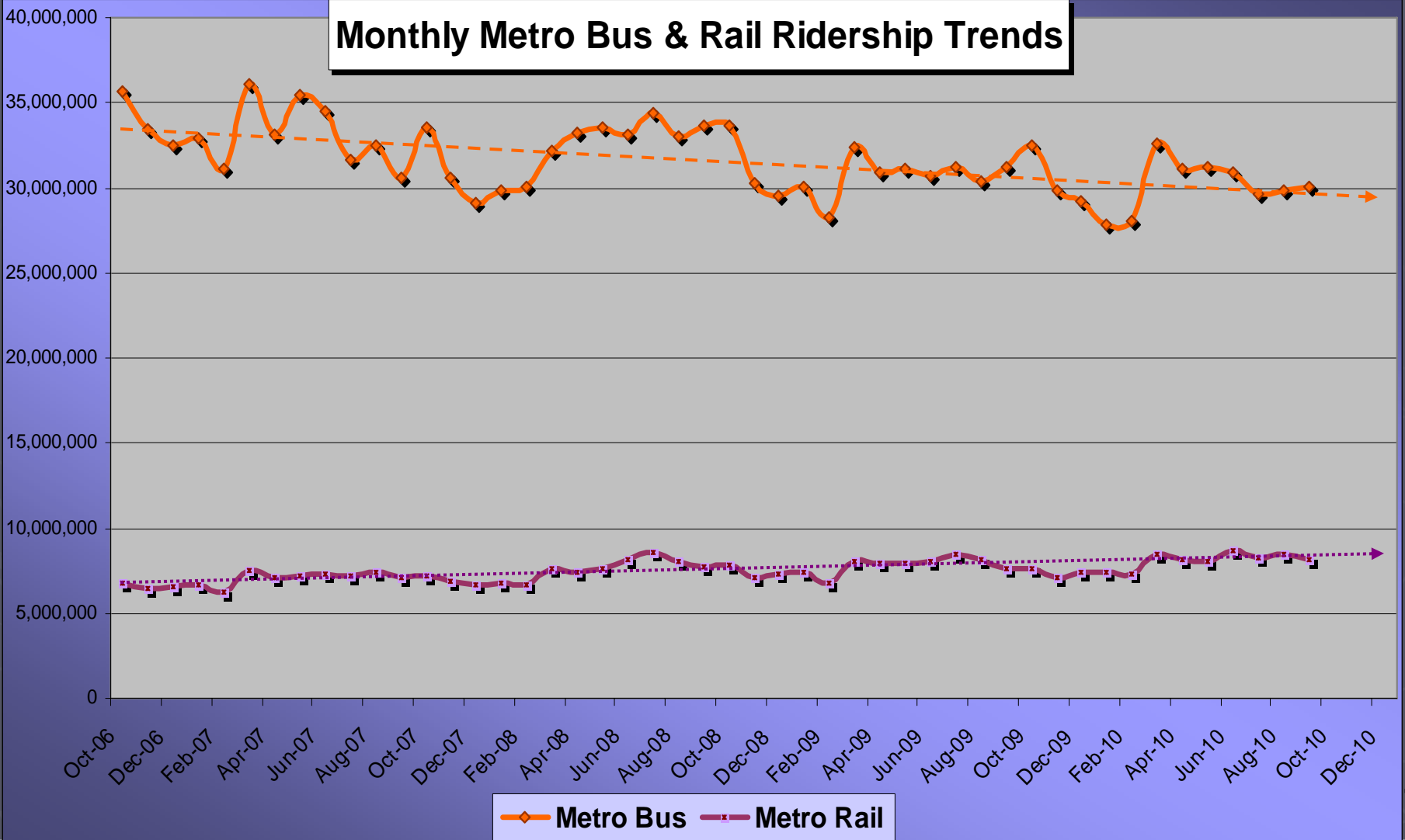
SFV Governance Council November 2010



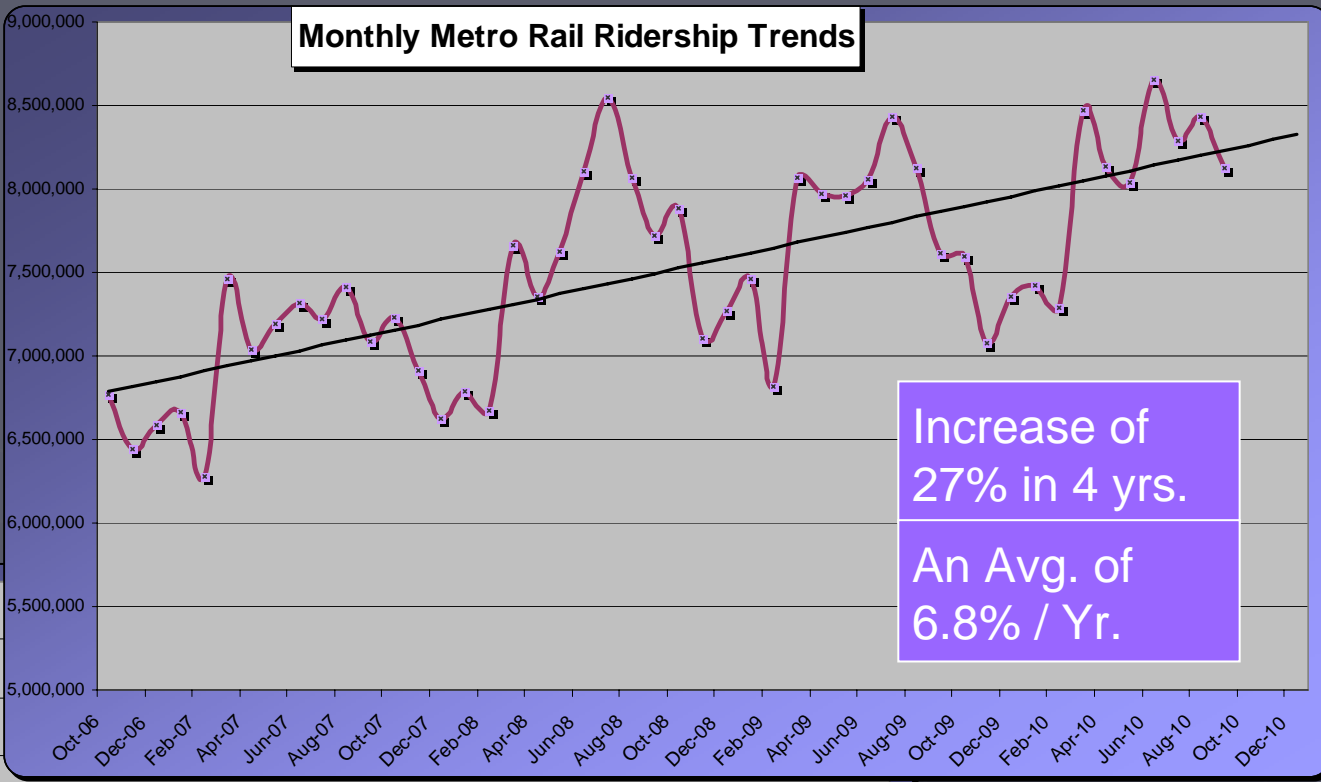
SFV Governance Council November 2010



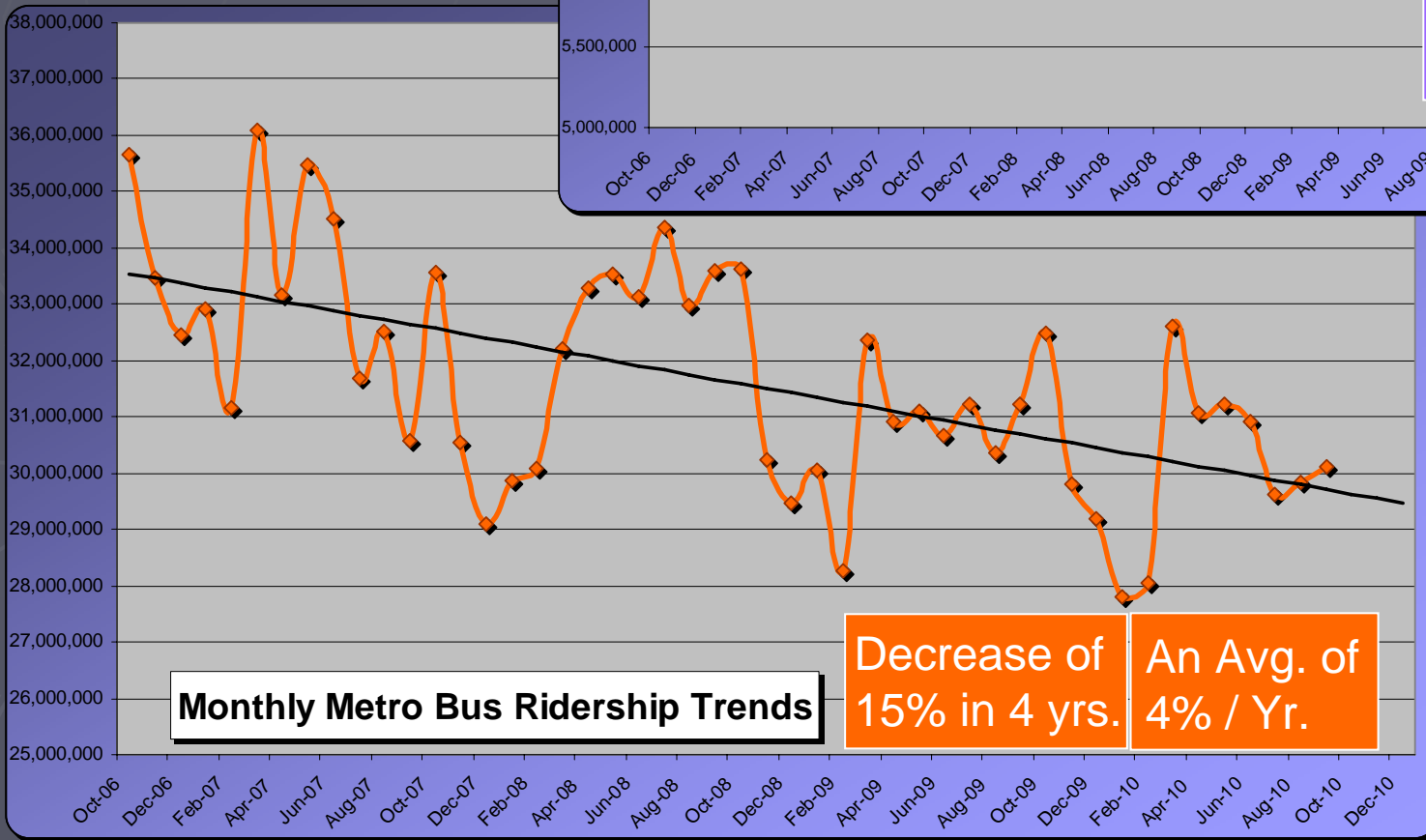
SFV Governance Council November 2010



Monthly Metro Rail Ridership Trends



Monthly Metro Bus Ridership Trends



SFV Governance Council November 2010

1st Quarter Estimate of

Fare Increase Impact on Ridership Levels

Change in Ridership from (July-Sept. 2009) to (July-Sept. 2010)

	Metro Bus	Metro Rail	Bus & Rail
➤ Weekdays	- 3.4%	+ 2.9%	- 2.1%
➤ Saturdays	- 1.8%	+ 4.5%	- 0.6%
➤ Sunday	<u>- 1.6%</u>	<u>+ 5.4%</u>	<u>- 0.0%</u>
➤ Avg.	- 3.1%	+ 3.3%	- 1.8%

Summary of Metro Board Actions

- Re-appointment of Kymberleigh Richards to SGV Service Council
- Appointment of Elliott Petty to vacant WS/C Service Council position
- Approved Regional Connector & Westside Subway Extension Draft EIS/EIR
- Adopted Locally Preferred Alternatives for both projects

SFV Governance Council November 2010

Meet and Confer Meeting Tentatively December 1, 2010

Key Dates for June 2011 Service Changes

- ✓ Council Approves Hearing Date at **December** Meeting
- ✓ Notice of Public Hearing Published in Early **January**
- ✓ Public Hearing in **February**
- ✓ Council Acts on Service Change Proposal in **March**

