

San Fernando Governance Council

June 2, 2010

PROPOSED SERVICE CHANGES

- Restructure or cancel poor performing routes.
- Right size Metro Rapid corridors to meet service warrants.
- Coordinate service to reduce duplication.
- Approve Sunday, July 4 as Public Hearing publish date.
- Approve Public Hearing date of August 4, 2010 @ 6:30 pm.

Modify or Cancel Poor Performing Routes

- Productivity measured by the number of Boardings per Revenue Hour.
- Metro's most productive bus lines average over 60 Boardings per Revenue Hour.
- Metro's least productive bus lines average less than 20 Boardings per Revenue Hour.
- Low productivity bus lines consume subsidy dollars that could benefit a greater number of riders when invested in better performing routes.

Modify or Cancel Poor Performing Routes

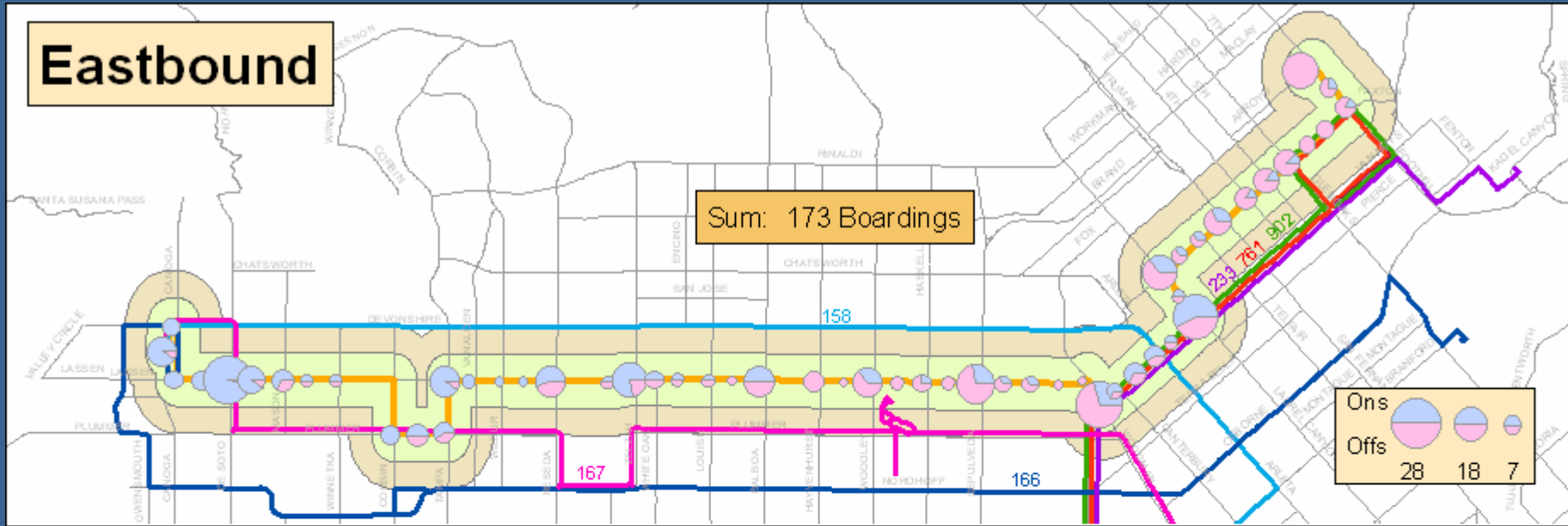
| <u>Line No.</u> | <u>Proposed Service Change</u> |
|-----------------|--------------------------------|
| 168 | Line cancellation |

Line 168 Alternate Service

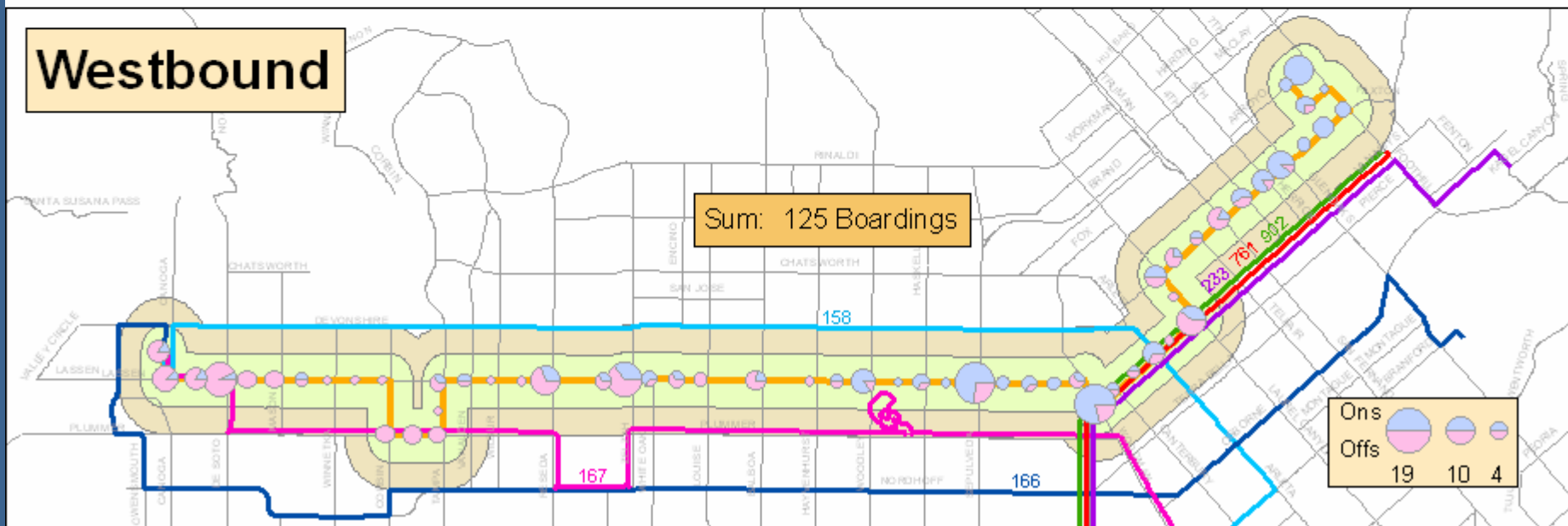
Lines 158 (Devonshire St.), 166/167 (Plummer St.), and 233/761/902 (Van Nuys Blvd.)

Line 168

Eastbound



Westbound



Systemwide Metro Rapid Evaluation – Five Measurable Criteria

- Round-trip running time 20% faster than local
- Bus stop spacing should average 0.7 miles
- Operate every 10” peak, 20” base
- Boarding per revenue hour should be at least 80% of the system average.
- Rapid average trip length should be at least 25% longer than average local trip length.

Right Size Metro Rapid Corridors

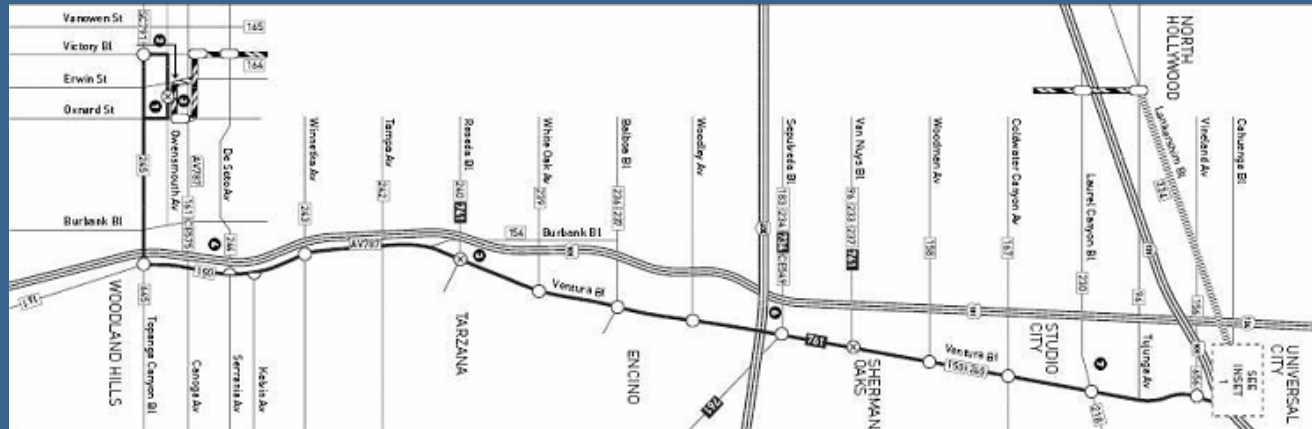
| <u>Line No.</u> | <u>Proposed Service Changes</u> |
|-----------------|---|
| 750 | Cancel weekend service |
| 150 | Improve weekend service from Line 750 resources |

Line 750 – Cancel Weekend Service

| Boardings per Revenue Service Hour | | | Round Trip Travel Time Reduction | | | Trip Length Ratio | | |
|---|-------|-------|---|-------|-------|--|-------|-------|
| DX | SA | SU | DX | SA | SU | DX | SA | SU |
| | 32.49 | 24.33 | | 16.5% | 17.0% | | 1.86% | 1.91% |
| Does not achieve threshold standard. Local Line 150 carries 43.17 | | | Does not achieve round trip travel time savings of 20%. | | | Achieves standard of 1.25%. Serves distinct travel traveling longer distances. | | |

Alternate Services

1. Local Line 150 (entire route of line)
2. Local Line 240 between Reseda Blvd. & Universal City Redline Station.



Coordinate Service

- Consolidate service operating with a corridor onto a primary path
- Reschedule service on primary route to improve frequency and increase capacity
- Link service to transit resources (transit station, rail stations, major generators, etc.)

Coordinate Service

No proposals affect San Fernando Valley area services.

Next Steps

- Governance Council Discussion
- Approve publishing of Public Hearing Notice in local newspapers on Sunday July 4.
- Approve holding Public Hearing on August 4, 2010 @ 6:30 pm.