

# SFV Service Council October 2012 Meeting

## Van Nuys Bl. Corridor

From Foothill Bl. to  
Ventura Bl. 13.5 Miles

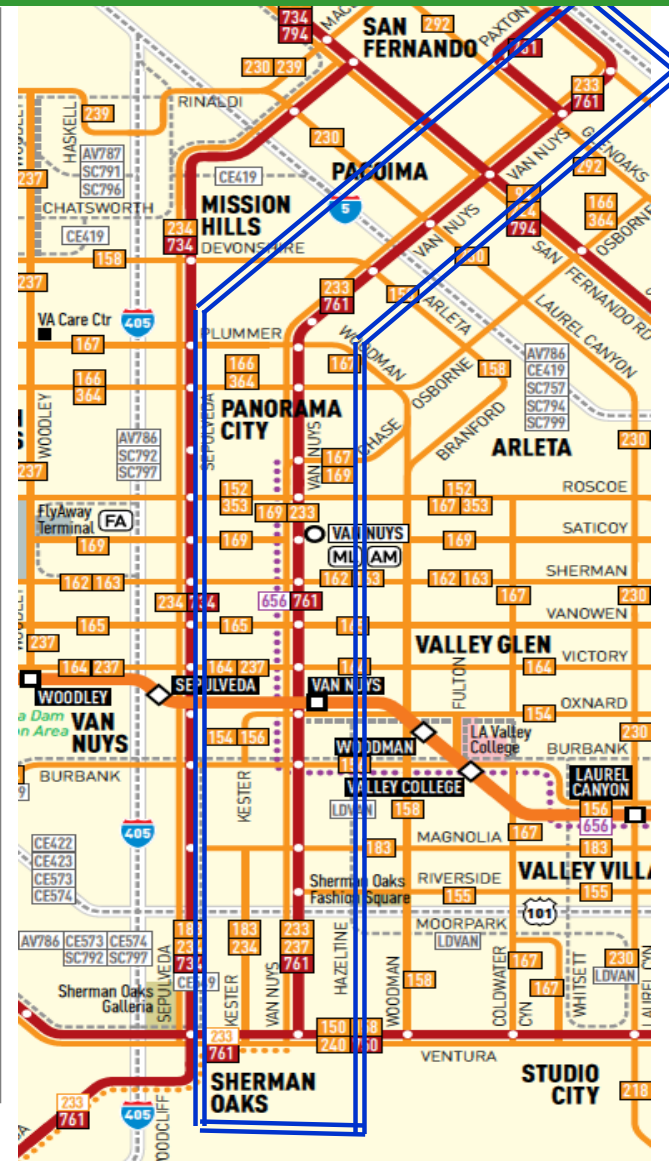
Line 233: Lakeview  
Terrace to Sherman Oaks  
13.5 miles (w/o Owl Ext.)

Line 761: Pacoima to  
Westwood Village  
23.4 miles

Bus Stops in Each  
Direction

Local 51

Rapid 18



# SFV Service Council August 2012 Meeting

## Service Statistics

Ridership		Line 233	Line 761
Weekday		14,759	12,010
Saturday		11,473	6,648
Sunday		9,214	5,568
Annual Ridership		4,898,000	3,754,000
Avg. Service Frequency			
Weekday AM		12-15	10-17
Weekday Base		15	20
Weekday PM		12-14	12
Saturday		15	30
Sunday		20	30
Performance			
Psg'r Subsidy	(Sys Avg \$1.75)	\$0.96	\$1.67
Psg'r Subsidy/ mi.	(Sys Avg \$0.42)	\$0.34	\$0.24
Psg'r Revenue Hrs	(Sys Avg 55)	81	57
Psg'r Mi./ Seat Miles	(Sys Avg 0.471)	0.422	0.529
On Time Performance			
Weekday On Time (Early / Late)		77.8% (4.7%, 17.5%)	No Data
Saturday On Time (Early / Late)		69.6% (2.8%, 27.6%)	No Data
Sunday On Time (Early / Late)		76.6% (3.1%, 20.3%)	No Data

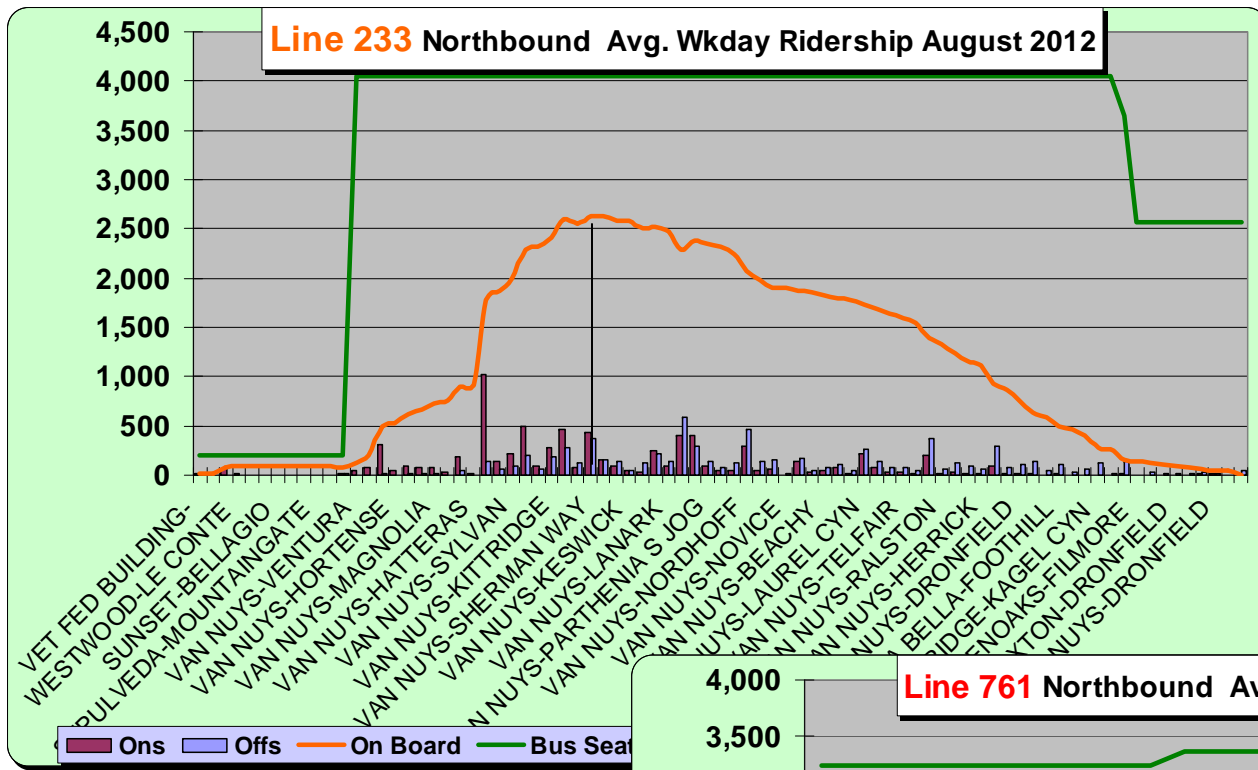


# Metro Rapid Bus Line 761 Northbound Avg. Weekday Ridership in August 2012

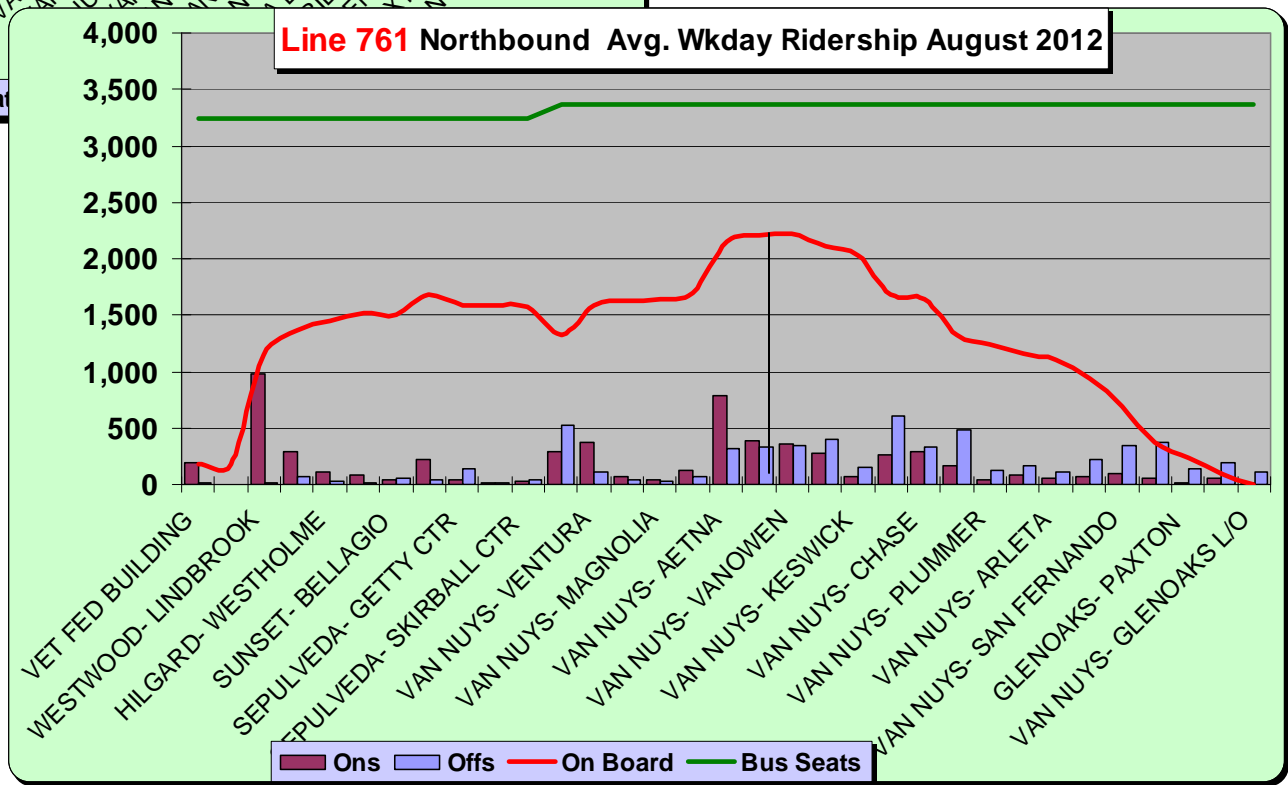
Bus Stop	Ons	Offs	On Board	Bus Trips	Bus Seats	Avg. Load	% Seats
VET FED BUILDING	192	14	178	54	3,078	3.3	5%
FEDBLDG RDWAY	4	1	181	54	3,078	3.4	6%
<b>WESTWOOD- LINDBROOK</b>	<b>976</b>	12	1,145	54	3,078	21.2	35%
WESTWOOD- LE CONTE	293	69	1,369	54	3,078	25.4	42%
HILGARD- WESTHOLME	117	32	1,454	54	3,078	26.9	45%
HILGARD- CHARING CROSS	88	18	1,524	54	3,078	28.2	47%
SUNSET- BELLAGIO	38	52	1,510	54	3,078	28.0	47%
CHURCH LN- 405 FWY	219	44	1,685	54	3,078	31.2	52%
SEPULVEDA- GETTY CTR	35	135	1,585	54	3,078	29.4	49%
SEPULVEDA- MOUNTAIN	10	14	1,581	54	3,078	29.3	49%
SEPULVEDA- SKIRBALL CTR	27	39	1,569	54	3,078	29.1	48%
VENTURA- SEPULVEDA	283	525	1,327	56	3,192	23.7	39%
VAN NUYS- VENTURA	369	105	1,591	56	3,192	28.4	47%
VAN NUYS- HUSTON	74	40	1,625	56	3,192	29.0	48%
VAN NUYS- MAGNOLIA	46	33	1,638	56	3,192	29.3	49%
VAN NUYS- BURBANK	125	70	1,693	56	3,192	30.2	50%
VAN NUYS- AETNA	<b>782</b>	320	2,155	56	3,192	38.5	64%
VAN NUYS- VICTORY	388	335	2,208	56	3,192	39.4	66%
<b>VAN NUYS- VANOWEN</b>	357	342	<b>2,223</b>	56	3,192	39.7	66%
VAN NUYS- SHERMAN WAY	281	400	2,104	56	3,192	37.6	63%
VAN NUYS- KESWICK	71	147	2,028	56	3,192	36.2	60%
<b>VAN NUYS- ROSCOE</b>	267	<b>613</b>	1,682	56	3,192	30.0	50%
VAN NUYS- CHASE	286	327	1,641	56	3,192	29.3	49%
VAN NUYS- NORDHOFF	172	489	1,324	56	3,192	23.6	39%
VAN NUYS- PLUMMER	44	123	1,245	56	3,192	22.2	37%
VAN NUYS- WOODMAN	76	165	1,156	56	3,192	20.6	34%
VAN NUYS- ARLETA	50	109	1,097	56	3,192	19.6	33%
VAN NUYS- LAUREL CYN	64	221	940	56	3,192	16.8	28%
VAN NUYS- SAN FERNANDO	95	344	691	56	3,192	12.3	21%
GLENOAKS- VAN NUYS	53	376	368	56	3,192	6.6	11%
GLENOAKS- PAXTON	11	141	238	56	3,192	4.3	7%
VAN NUYS- FOOTHILL	49	190	97	56	3,192	1.7	3%
VAN NUYS- GLENOAKS L/O	10	107	0	56	3,192	0.0	0%

**1,976**  
**89%**

**Total 5,952 5,952**  
**Max 976 613 2,223**



Lines 233 & 761  
Avg. Weekday  
Ridership  
Northbound in  
August 2012



# SFV Service Council October 2012 Meeting

## Van Nuys Bl. Corridor

### Next Steps

**Line rides Lines 233 & 761 mid-day, Tues., Oct. 9**

#### **Working with Service Planning:**

- **Evaluate value of operating Rapid 761 when frequency of service is greater than 17 minutes.**
- **Evaluate extra service on Line 233 if portions of Line 761 service periods are reduced.**
- **Evaluate new express service to Westwood replacing Line 761 service in Sepulveda Pass.**

