

# SGV Service Council Workshop

## Line 485

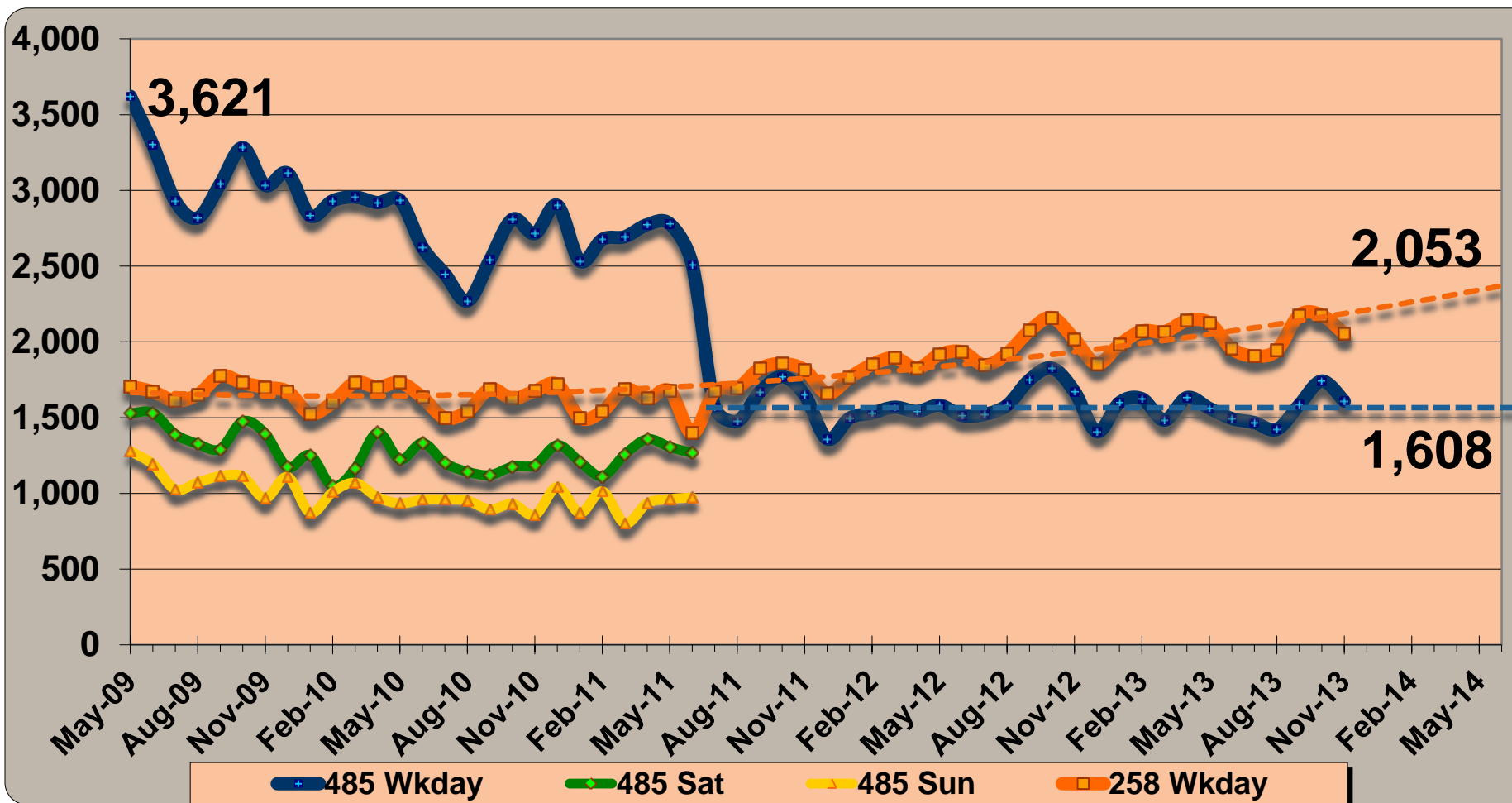
# Workshop Summary

∞ 1 ∞

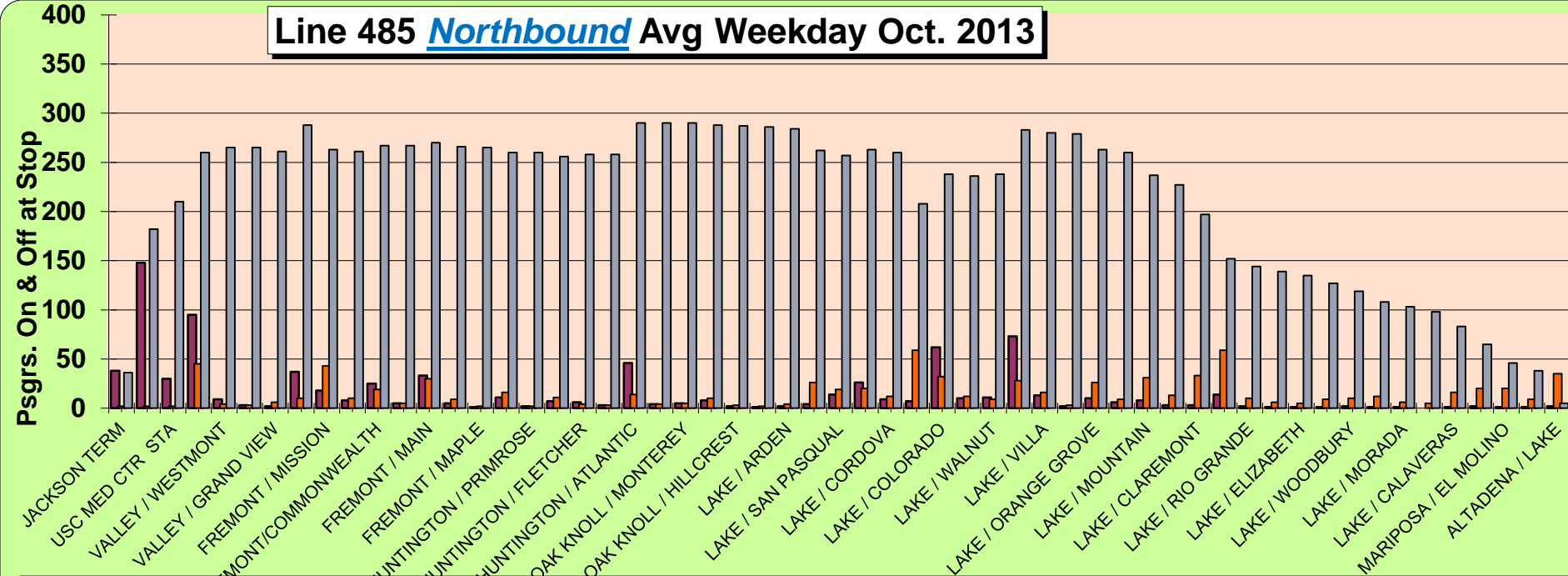


# Lines 258 & 485 Weekday Ridership Trends

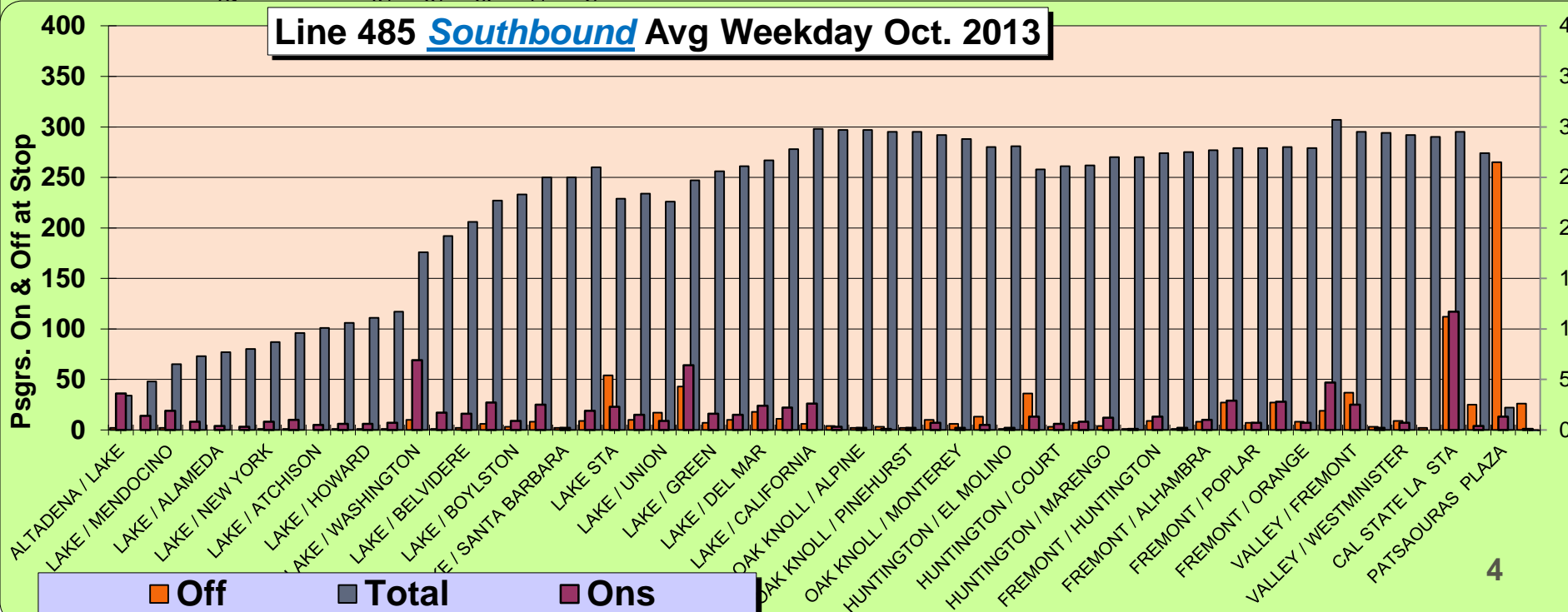
Line 485  
Workshop



**Line 485 Northbound Avg Weekday Oct. 2013**



**Line 485 Southbound Avg Weekday Oct. 2013**



Stop Name	Ons	Off	Total	Bus Trips	Psgs. / Trip
PATSAOURAS PLAZA	148	2	182	21	8.7
USC MED CTR STA	30	2	210	21	10.0
CAL STATE LA STA	95	45	260	21	12.4
VALLEY / WESTMONT	9	4	265	21	12.6
VALLEY / CABRILLO	3	3	265	21	12.6
VALLEY / GRAND VIEW	2	6	261	21	12.4
FREMONT / VALLEY	37	10	288	21	13.7
FREMONT / MISSION	18	43	263	21	12.5
FREMONT / ORANGE	8	10	261	21	12.4
FREMONT/COMMONWEALTH	25	19	267	21	12.7
FREMONT / POPLAR	5	5	267	21	12.7
FREMONT / MAIN	33	30	270	21	12.9
FREMONT / ALHAMBRA	5	9	266	21	12.7
FREMONT / MAPLE	1	2	265	21	12.6
HUNTINGTON / FREMONT	11	16	260	21	12.4
HUNTINGTON / PRIMROSE	2	2	260	21	12.4
HUNTINGTON / MARENGO	7	11	256	21	12.2
HUNTINGTON / FLETCHER	6	4	258	21	12.3
HUNTINGTON / COURT	3	3	258	21	12.3
HUNTINGTON / ATLANTIC	46	14	290	21	13.8
HUNTINGTON / STORY	4	4	290	21	13.8
OAK KNOLL / MONTEREY	5	5	290	21	13.8
OAK KNOLL / WENTWORTH	8	10	288	21	13.7
OAK KNOLL / HILLCREST	2	3	287	21	13.7
OAK KNOLL / ALPINE	1	2	286	21	13.6
LAKE / ARDEN	2	4	284	21	13.5
LAKE / CALIFORNIA	4	26	262	21	12.5
LAKE / SAN PASQUAL	14	19	257	21	12.2
LAKE / DEL MAR	26	20	263	21	12.5
LAKE / CORDOVA	9	12	260	21	12.4
LAKE / GREEN	7	59	208	21	9.9
LAKE / COLORADO	62	32	238	21	11.3
LAKE / UNION	10	12	236	21	11.2
LAKE / WALNUT	11	9	238	21	11.3
LAKE STA	73	28	283	21	13.5
LAKE / VILLA	13	16	280	21	13.3
LAKE / SANTA BARBARA	2	3	279	21	13.3
LAKE / ORANGE GROVE	10	26	263	21	12.5
LAKE / BOYLSTON	6	9	260	21	12.4
LAKE / MOUNTAIN	8	31	237	21	11.3
LAKE / BELVIDERE	3	13	227	21	10.8
LAKE / CLAREMONT	3	33	197	21	9.4
LAKE / WASHINGTON	14	59	152	21	7.2
LAKE / RIO GRANDE	2	10	144	21	6.9
LAKE / HOWARD	1	6	139	21	6.6
LAKE / ELIZABETH	1	5	135	21	6.4
LAKE / ATCHISON	1	9	127	21	6.0
LAKE / WOODBURY	2	10	119	21	5.7
LAKE / NEW YORK	1	12	108	21	5.1
LAKE / MORADA	1	6	103	21	4.9
LAKE / BOSTON	0	5	98	21	4.7
LAKE / CALAVERAS	1	16	83	21	4.0
LAKE / MENDOCINO	2	20	65	21	3.1
MARIPOSA / EL MOLINO	1	20	46	21	2.2
MARIPOSA / SANTA ROSA	1	9	38	21	1.8
ALTADENA / LAKE	2	35	5	21	0.2

310 / 104

148 / 353

458 / 457

Stop Name	Ons	Off	Total	Bus Trips	Psgs. / Trip
ALTADENA / LAKE	36	2	34	22	1.5
LAKE / MARIPOSA	14	0	48	22	2.2
LAKE / MENDOCINO	19	2	65	22	3.0
LAKE / CALAVERAS	8	0	73	22	3.3
LAKE / ALAMEDA	4	0	77	22	3.5
LAKE / MORADA	3	0	80	22	3.6
LAKE / NEW YORK	8	1	87	22	4.0
LAKE / WOODBURY	10	1	96	22	4.4
LAKE / ATCHISON	5	0	101	22	4.6
LAKE / ELIZABETH	6	1	106	22	4.8
LAKE / HOWARD	6	1	111	22	5.0
LAKE / RIO GRANDE	7	1	117	22	5.3
LAKE / WASHINGTON	69	10	176	22	8.0
LAKE / CLAREMONT	17	1	192	22	8.7
LAKE / BELVIDERE	16	2	206	22	9.4
LAKE / MOUNTAIN	27	6	227	22	10.3
LAKE / BOYLSTON	9	3	233	22	10.6
LAKE / ORANGE GROVE	25	8	250	22	11.4
LAKE / SANTA BARBARA	2	2	250	22	11.4
LAKE / VILLA	19	9	260	22	11.8
LAKE STA	23	54	229	22	10.4
LAKE / WALNUT	15	10	234	22	10.6
LAKE / UNION	9	17	226	22	10.3
LAKE / COLORADO	64	43	247	22	11.2
LAKE / GREEN	16	7	256	22	11.6
LAKE / CORDOVA	15	10	261	22	11.9
LAKE / DEL MAR	24	18	267	22	12.1
LAKE / SAN PASQUAL	22	11	278	22	12.6
LAKE / CALIFORNIA	26	6	298	22	13.5
LAKE / ARDEN	3	4	297	22	13.5
OAK KNOLL / ALPINE	2	2	297	22	13.5
OAK KNOLL / HILLCREST	1	3	295	22	13.4
OAK KNOLL / PINEHURST	2	2	295	22	13.4
OAK KNOLL / WENTWORTH	7	10	292	22	13.3
OAK KNOLL / MONTEREY	2	6	288	22	13.1
HUNTINGTON / GRANADA	5	13	280	22	12.7
HUNTINGTON / EL MOLINO	2	1	281	22	12.8
HUNTINGTON / GARFIELD	13	36	258	22	11.7
HUNTINGTON / COURT	6	3	261	22	11.9
HUNTINGTON / FLETCHER	8	7	262	22	11.9
HUNTINGTON / MARENGO	12	4	270	22	12.3
HUNTINGTON / PRIMROSE	1	1	270	22	12.3
FREMONT / HUNTINGTON	13	9	274	22	12.5
FREMONT / MAPLE	2	1	275	22	12.5
FREMONT / ALHAMBRA	10	8	277	22	12.6
FREMONT / MAIN	29	27	279	22	12.7
FREMONT / POPLAR	7	7	279	22	12.7
FREMONT/COMMONWEALTH	28	27	280	22	12.7
FREMONT / ORANGE	7	8	279	22	12.7
FREMONT / MISSION	47	19	307	22	14.0
VALLEY / FREMONT	25	37	295	22	13.4
VALLEY / GRAND VIEW	2	3	294	22	13.4
VALLEY / WESTMINISTER	7	9	292	22	13.3
VALLEY / WESTMONT	0	2	290	22	13.2
CAL STATE LA STA	117	112	295	22	13.4
USC MED CTR STA	4	25	274	22	12.5
PATSAOURAS PLAZA	13	265	22	22	1.0

# Line 485 Workshop

Options to be Evaluated:

- **Remove service from Patsaouras Plaza and extend service to 7<sup>th</sup> & Figueroa**
- **Shorten line on north end by stopping at Lake Av. Gold Line Station**
  - **Improve Line 180 service on Lake Av.**
  - **Work with Pasadena Arts**
- **Look for other service adjustments to improve service levels on Line 485**
- **Determine cost of adding weekend service**

# Line 485 Workshop

## Customer Comment Summary:

- ❖ Riders support extending line into downtown LA
- ❖ More frequent service requested
- ❖ Some would like weekend service returned
- ❖ City of San Marino would like service levels and span of service on Oak Knoll Av. not to increase

## City of Pasadena:

- Initial meeting with City of Pasadena Transportation leadership is supportive of cooperative evaluation of service on Lake Av.

# Line 485 Workshop

## Initial Findings:

- ❖ Extending route in downtown LA to 7<sup>th</sup> & Flower adds 15 additional round trip minutes to schedule
- ❖ Removing Line 485 service north of Metro Gold Line would save about 25 round trip minutes
- ❖ A suitable turn around and bus layover at N. Lake Gold Line is available
- ❖ Metro Line 180 would remain on North Lake
- ❖ City of Pasadena willing to work with Metro on funding to replace Line 485 service on N. Lake
- ❖ Improving Line 485 service levels from 40 min. frequency to 30 min. in peak periods would require one additional bus



# Line 485 Workshop

## Initial Findings:

- ❖ Adding weekend service would require at least 3 buses
- ❖ It appears no additional buses would be needed to operate between 7<sup>th</sup>/Flower and Lake Av. Gold Line Station at current service levels
- ❖ Improving weekday service to 30 minutes would require one added peak period bus and 1,530 annual bus hours with an est. annual net cost of \$230,000
- ❖ New weekend service would cost an est. \$640,000

# Line 485 Workshop

## Next Steps

**Based on SGV Service Council Recommendations:**

- ❖ **Work with City of Pasadena regarding N. Lake service**
- ❖ **Develop Line 485 schedule**
- ❖ **Evaluate other service reductions in SGV Region to offset cost of weekend and improved midday service on Line 485**
- ❖ **Develop timeline for implementation**