

Metro Transit Court

Service Council Presentation



Metro[®]

Transit Court

- > Purpose: Improve service to Metro customers by providing permitting persons cited for transit and parking violations a low cost, speedy, non-criminal administrative resolution process.
- > Hearings:
 - > Procurement-related reconsiderations hearings began 2003
 - > Parking citation hearings began September 2011
 - > Transit citation hearings began March 2012



Metro[®]

Transit Court



Reception Area



Payment Options
Online, Cash Kiosk and
Telephone



Waiting Room



Metro[®]



Transit Court



Training Room



Hearing Rooms



Parking and Transit Citations

Citation Issued Throughout The System



Metro[®]

Parking and Transit Citations

Payment Options

Citizens can pay using 4 different payment methods



By Telephone
- Credit Card
(Mastercard
or Visa)



Through Internet
- Credit Card
(Mastercard
or Visa)



Using a Kiosk
- Cash



By Mail
- Check or
Money Order



Metro[®]

Advantages of Transit Court

- Reduction of burden on Los Angeles County Superior Court by decreasing their transit related case load
- Save resources and redeploy Los Angeles County Sheriff's Department. Deputies do not need to testify in Transit Court so can be redeployed to other transit related duties (\$2 mil. annually/over 13,000 hours)
- Ejection more immediate effect
- Reduced fine for patron (\$75 vs. \$220), increased recovery for Metro



Advantages of Transit Court

- More options for indigent patrons
 - Community service
 - Payment plans
 - Transit school
- Feedback to Metro from patrons
- Knowledge about judicial process/better reporting
- Suspensions and trespass just and more effective
- Immediate adjudication
- Low cost hearing unit/ability to perform more duties



Metro[®]



Challenges of Transit Court

- Obstacle to obtain correct identification/address
- Now we know how poor collection is (ignorance was bliss)
 - Parking 98%
 - Transit 17%
- Cost of vendor



Citation Issuance

ANNUAL PARKING CITATION ISSUANCE	
CALENDAR YEAR	CITATION COUNT
2012	5,017
2013	9,257
2014	7,184
2015 (mid year)	2,215

ANNUAL TRANSIT CITATION ISSUANCE	
CALENDAR YEAR	CITATION COUNT
2012	56,719
2013	100,592
2014	74,739
2015 (mid year)	12,836



Metro[®]

Citation Payments

PARKING PAYMENTS		
CALENDAR YEAR	# OF PAYMENTS	AMOUNT PAID
2012	3639	\$191,465
2013	7756	\$420,713
2014	6652	\$404,343
2015 (mid year)	3267	\$205,778

TRANSIT PAYMENTS		
CALENDAR YEAR	# OF PAYMENTS	AMOUNT PAID
2012	6792	\$476,785
2013	12352	\$863,795
2014	8710	\$617,089
2015 (mid year)	2902	\$239,549



Metro[®]



Citation Collection

Parking Violations Calendar Year Collection

2012	78%
2013	90%
2014	98%
2015 (mid year)	98%

Transit Violations Calendar Year Collection

2012	13%
2013	13%
2014	13%
2015 (mid year)	17%



Metro[®]



Ejection Notices

NUMBER OF CALENDAR YEAR EJECTIONS

2012	878
2013	6355
2014	3939
2015 (mid year)	1484



Metro[®]



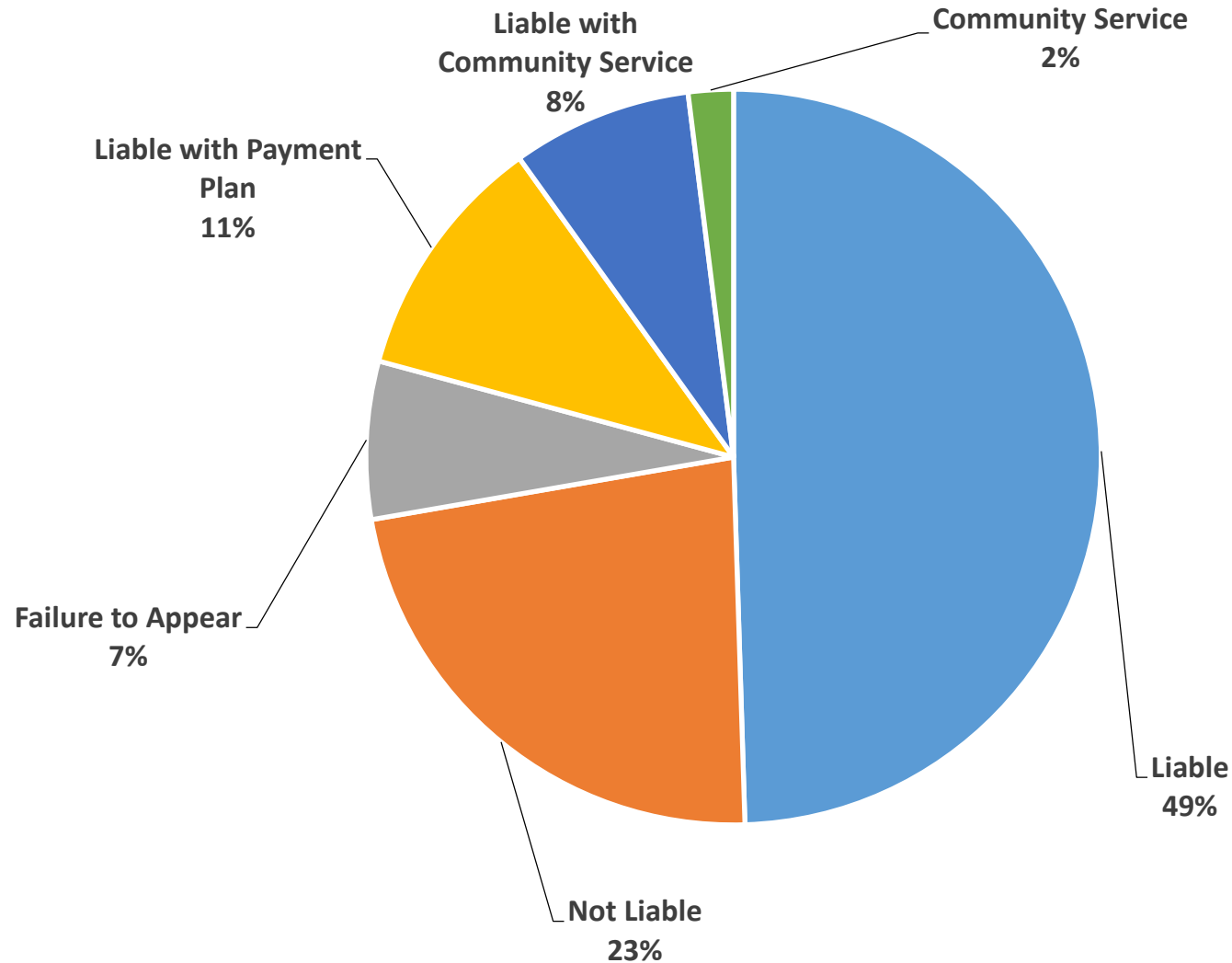
Administrative Hearings

PARKING AND TRANSIT	
CALENDAR YEAR	# OF HEARINGS
2012	633
2013	1226
2014	1329
2015 (mid year)	393

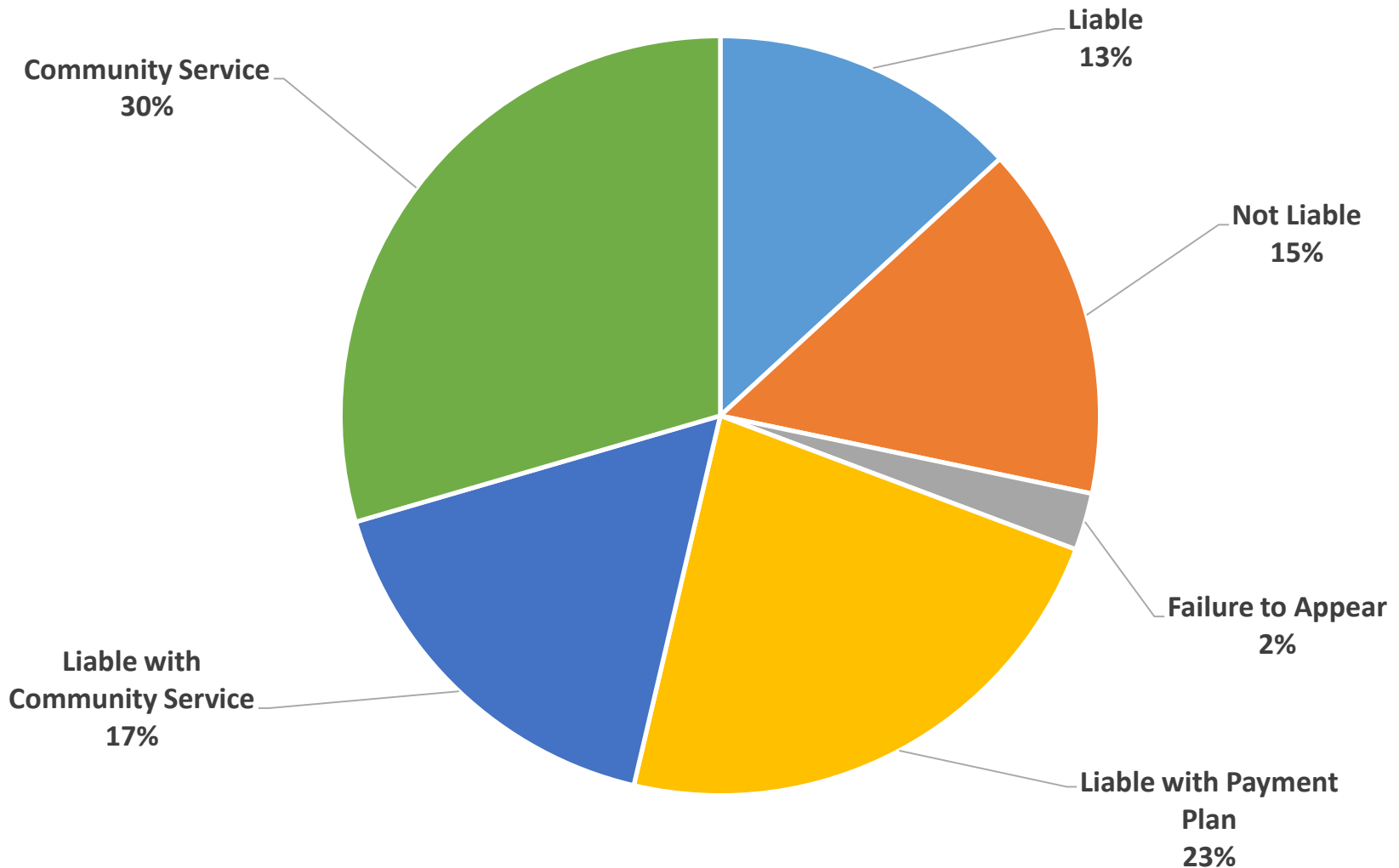


Metro®

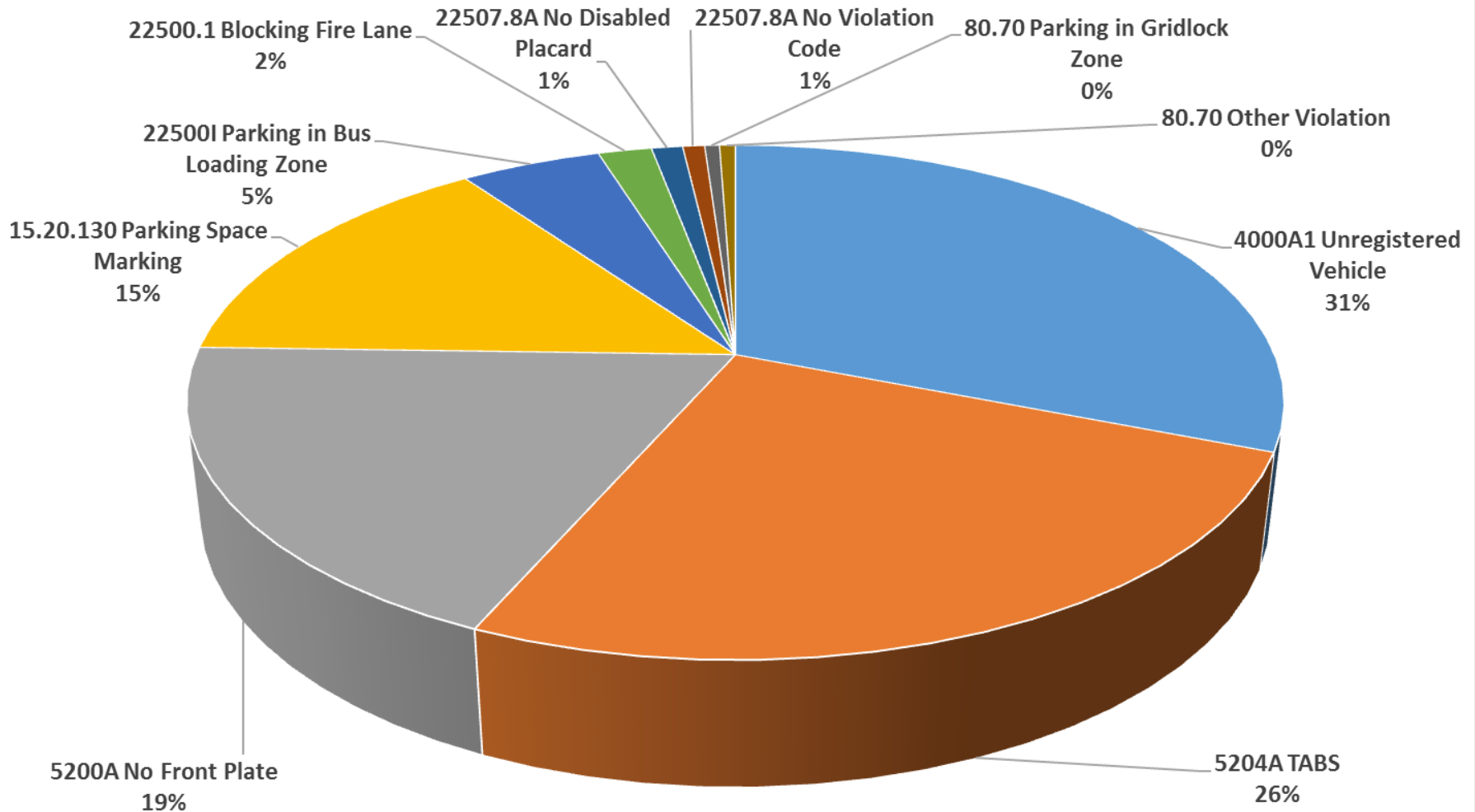
Parking Citation Disposition FY2015



Transit Citation Disposition FY2015



Types of Parking Citations FY2015



Types of Transit Citations FY2015

