




# *FY09 YTD May Performance*


Westside/Central Sector

Mark Maloney, General Manager




The Westside /Central Sector has three Metro operating divisions, Division 6 in Venice, Division 7 in West Hollywood, and Division 10 in Los Angeles, near the Gateway building. The sector will be responsible for the operation of approximately 557 Metro buses and 20 Metro Bus lines carrying nearly 95 million boarding passengers each year. This report gives a brief overview of sector operations.

<b>Measurement</b>	<b>Sector FY07 Actual</b>	<b>Sector FY08 Actual</b>	<b>Sector FY09 Target</b>	<b>Sector FY09 YTD</b>	<b>Sector May 2009</b>	<b>Metro May 2009</b>
Mean Miles Between Mechanical Failures	3,651	3,213	3,500	3,350	3,506	3,020
On-Time Performance	57.59%	56.72%	60.00%	61.08%	66.92%	69.02%
Collision Accidents per 100,000 Miles	4.76	4.25	4.00	3.92	3.51	3.08
Complaints per 100,000 Boardings	2.66	2.97	3.00	2.85	2.25	2.53
New WC Claims per 200,000 exposure hours (one month lag)	12.99	13.41	13.00	7.48	6.96	9.26



*Ra*  
*(W*






12:00PM 4/14/09

# Metro Bus Stop Locations





12:00PM 4/14/09



# Metro Bus Connections

**920**

Metro Rapid

to LA Midtown

**8 min, 20 min**

to Santa Monica

**43 min, 55 min**

**757**

Metro Rapid

to Hollywood

**16 min, 36 min**

to Hawthorne

**42 min, 43 min**

**720**

Metro Rapid

to Commerce

**43 min, 55 min**

to Santa Monica

**8 min, 20 min**

**207**

to Hollywood

to Athens