

Westside/Central

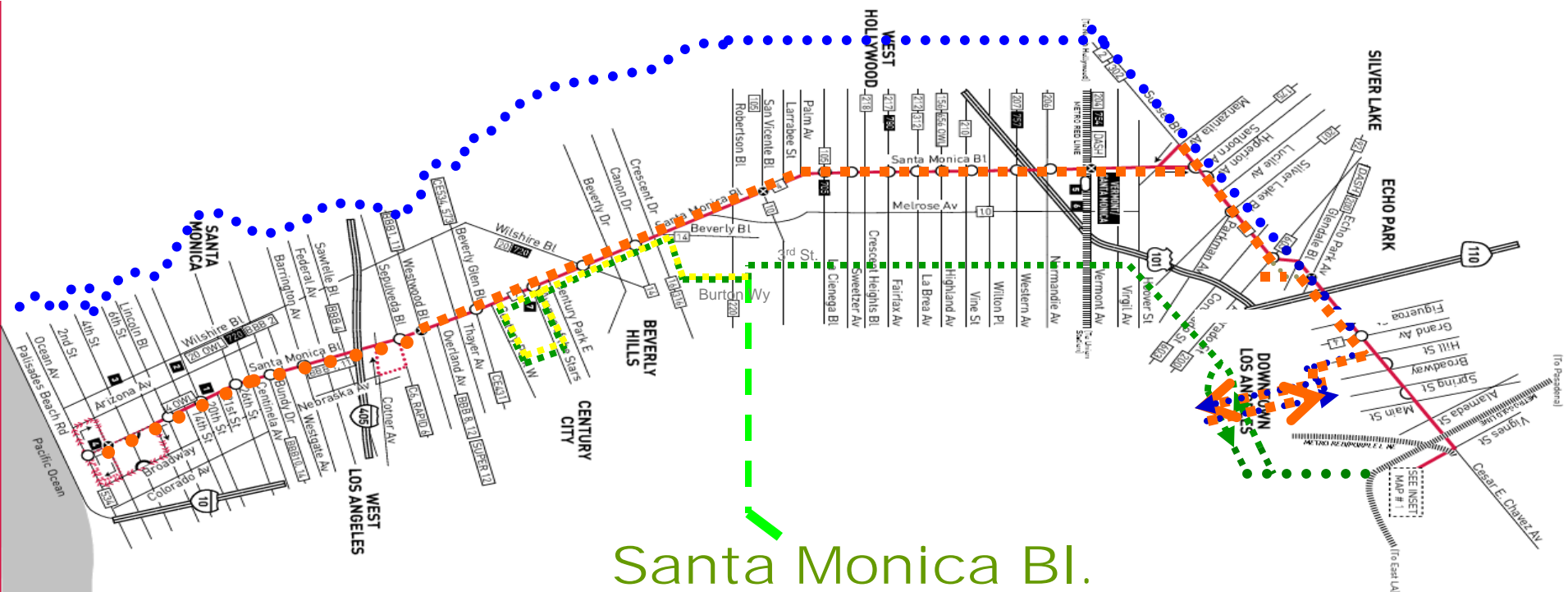
2013 Corridor Study

Line 4 (Downtown LA – Santa Monica via Santa Monica Bl.)

Line 704 (Santa Monica Bl. Rapid)

16/316 (Downtown LA – Century City via Third St.)

2/302 (Downtown LA – Pacific Palisades via Sunset Bl.)



Santa Monica Bl.

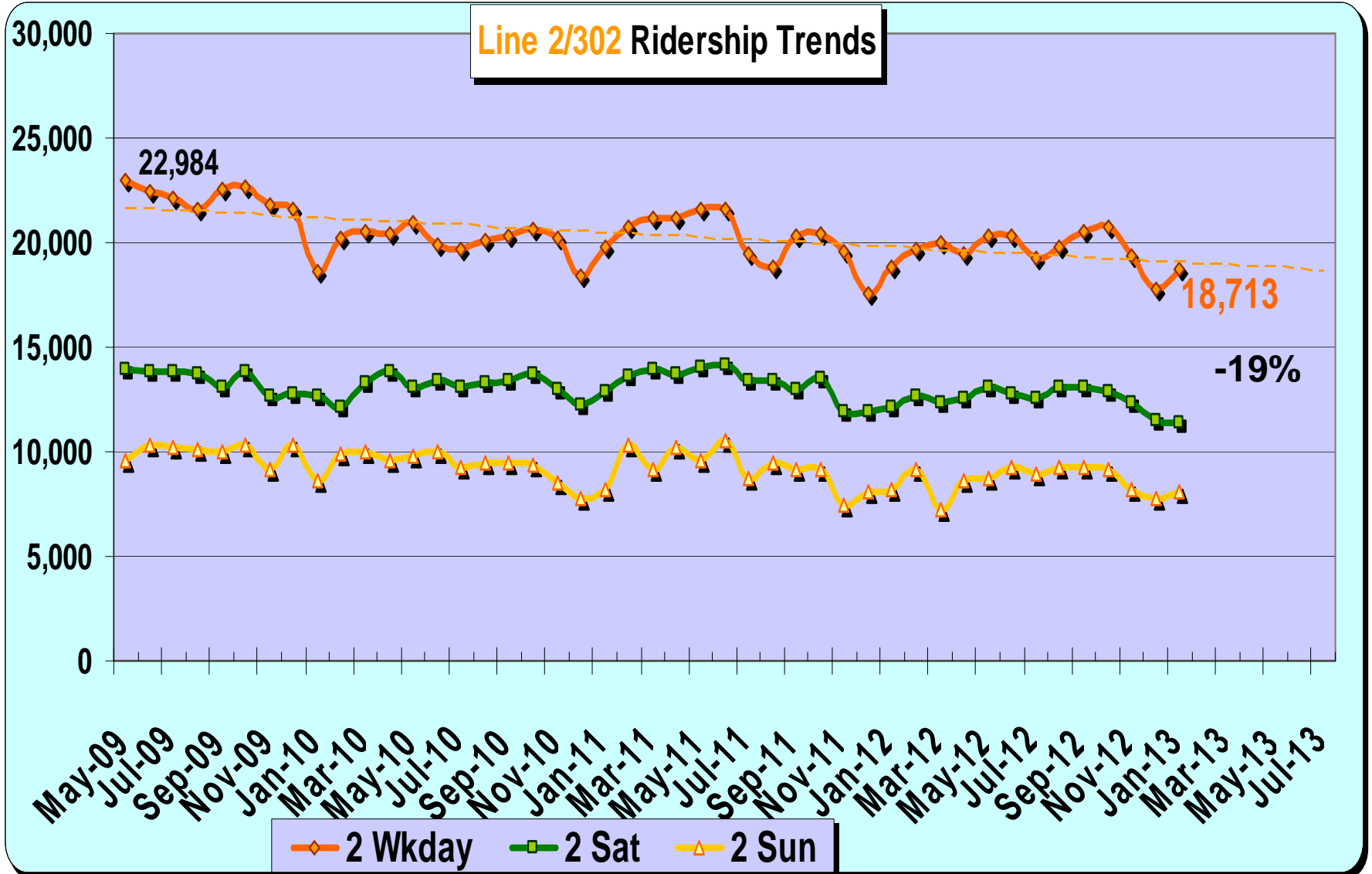
& 3rd St.

Corridor Study

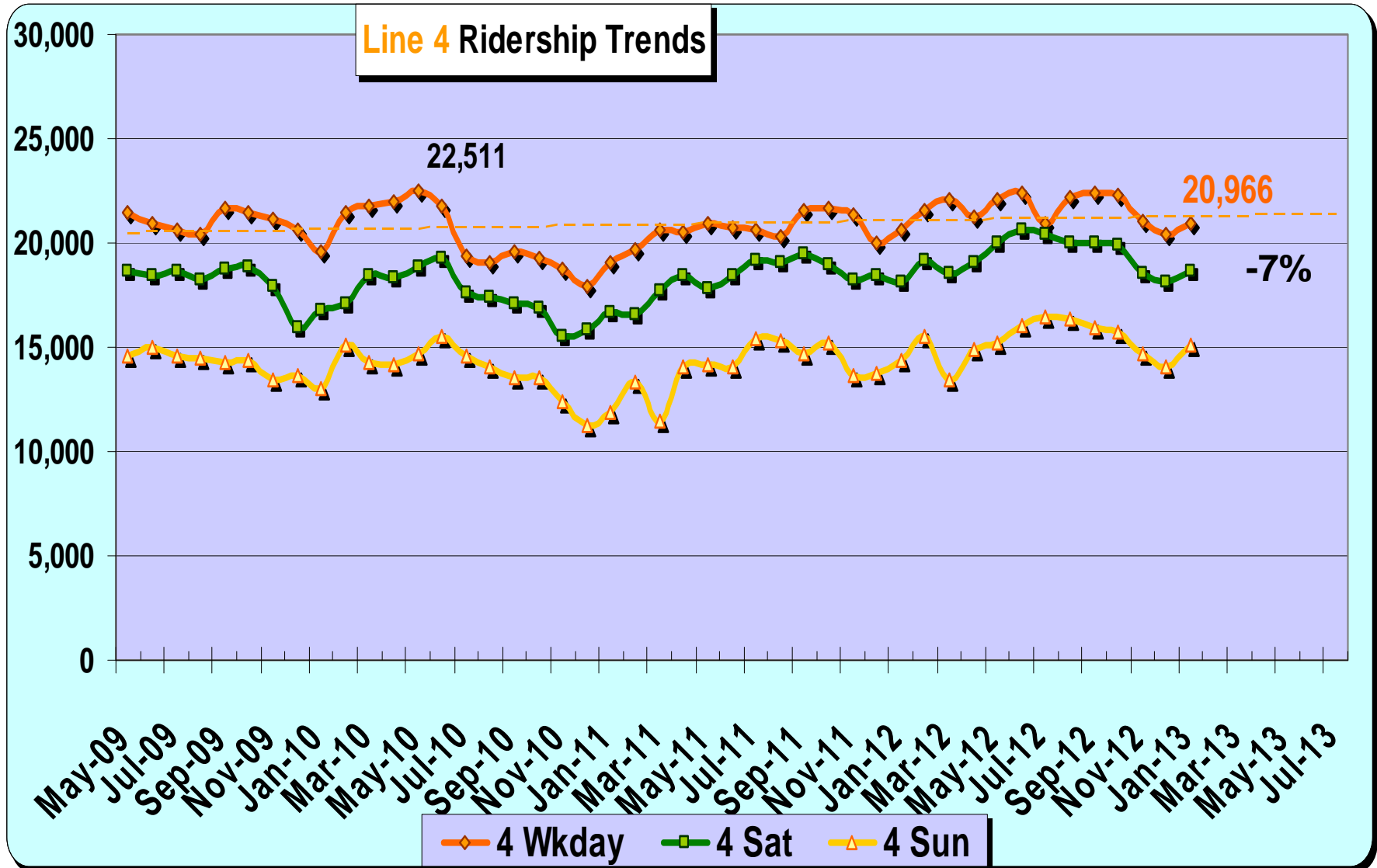
Lines 2 - 4 - 704 - 16/316



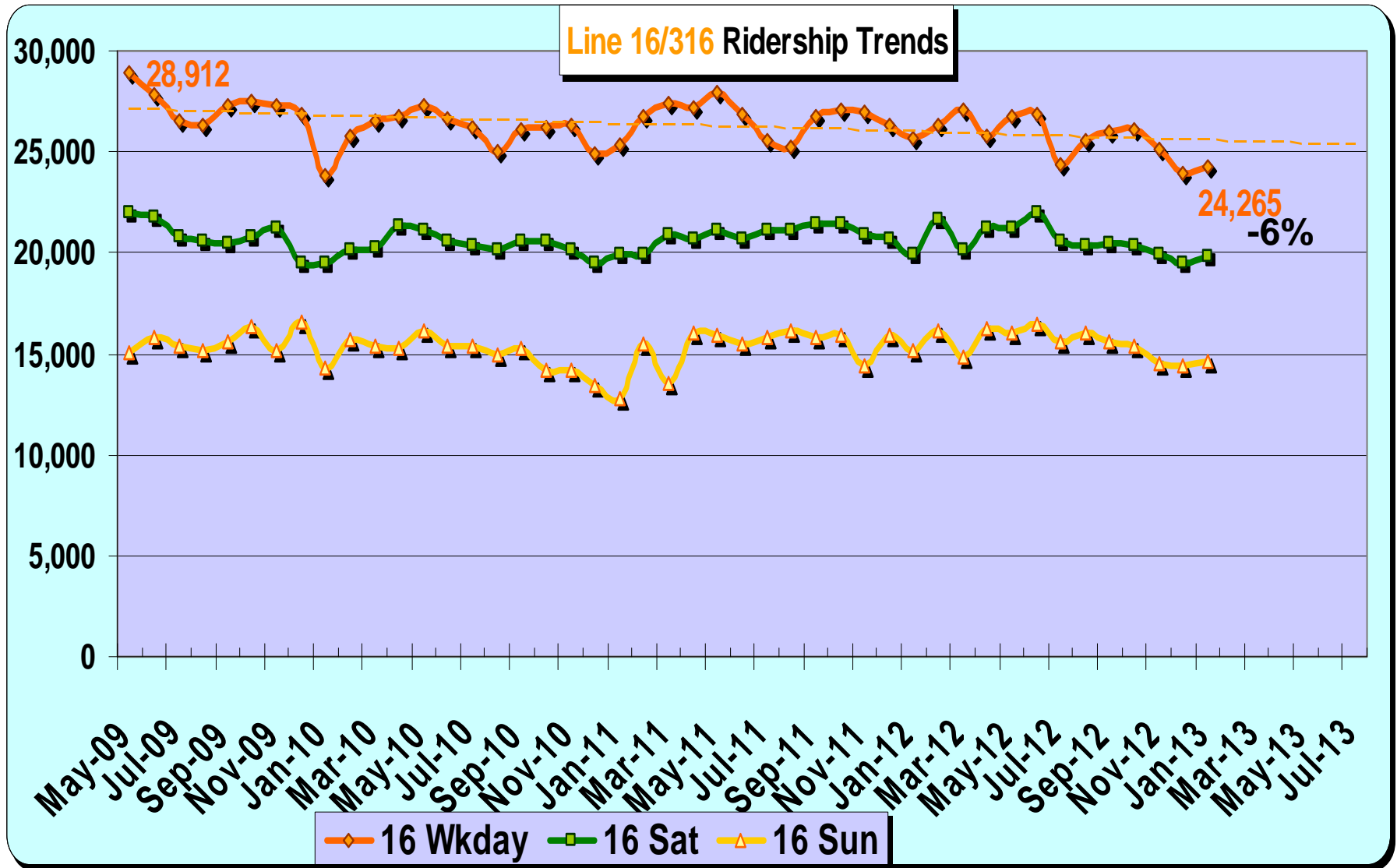
WS/C Service Council April 2013 Meeting



WS/C Service Council April 2013 Meeting

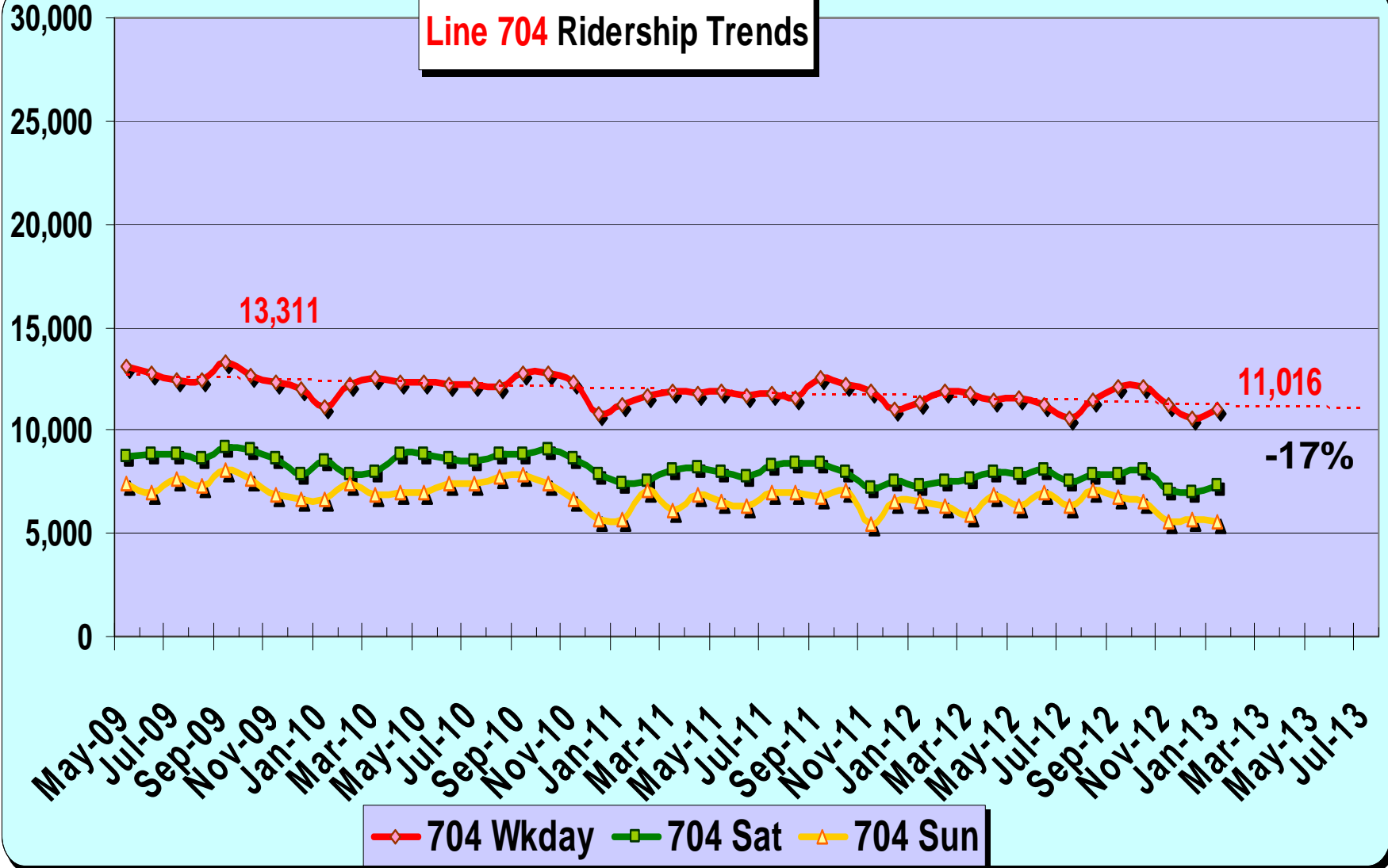


WS/C Service Council April 2013 Meeting



WS/C Service Council April 2013 Meeting

Line 704 Ridership Trends



Lines 2/302, 4, 16/316 & 704, Ridership & Performance

	2 / 302	4	16 / 316	704
Buses	39/21-20-17	29/17-23-17	38/20-24-21	27/12-14-12
Service Frequency - Local	9-8/12/5-10 (13-15)	10/15/10 (15-16)	3-8/9/4-8 (6-9/7-10)	9-15/20/15-10 (23-20/22)
- Limited	W-8/ / E-20		9-12/ / 12-15	
Revenue Bus Hrs – by Day – Annual	423/289/214 135,300	402/379/312 140,300	389/304/236 128,700	217/160/125 70,900
Avg. Number of Riders	15,600 / 12,400 / 8,900	22,000 / 19,300 / 16,300	25,200 / 20,200 / 15,300	11,400 / 7,700 / 6,500
On-Time Performance	Not Recorded	75.8%	75.9%	70.9%
Customer Complaints	6 = 1.5 / 100,000	4 = 0.7 / 100,000	13 = 2.0 / 100,000	12 = 4.2 / 100,000
Passengers per Rev Hr	45.6	43.9	65.0	52.0
Subsidy Per Passenger	\$2.13	\$1.67	\$1.28	\$1.80

WSC Service Council Corridor Study

Recommended Options

Lines 2-4-704:

Option 1 - End Lines 2, 4, 704 at or near Vermont

- **Create new inner-Sunset Line**

- **Evaluate service levels on Lines 2, 4 & 704**

Renumber to Lines 2 & 4 to 101 & 103

Option 2 - End Line 4 at or near Vermont

- **Increase Line 704 service & extend some Line 2 trips**

- **Consider short line route to Westwood**



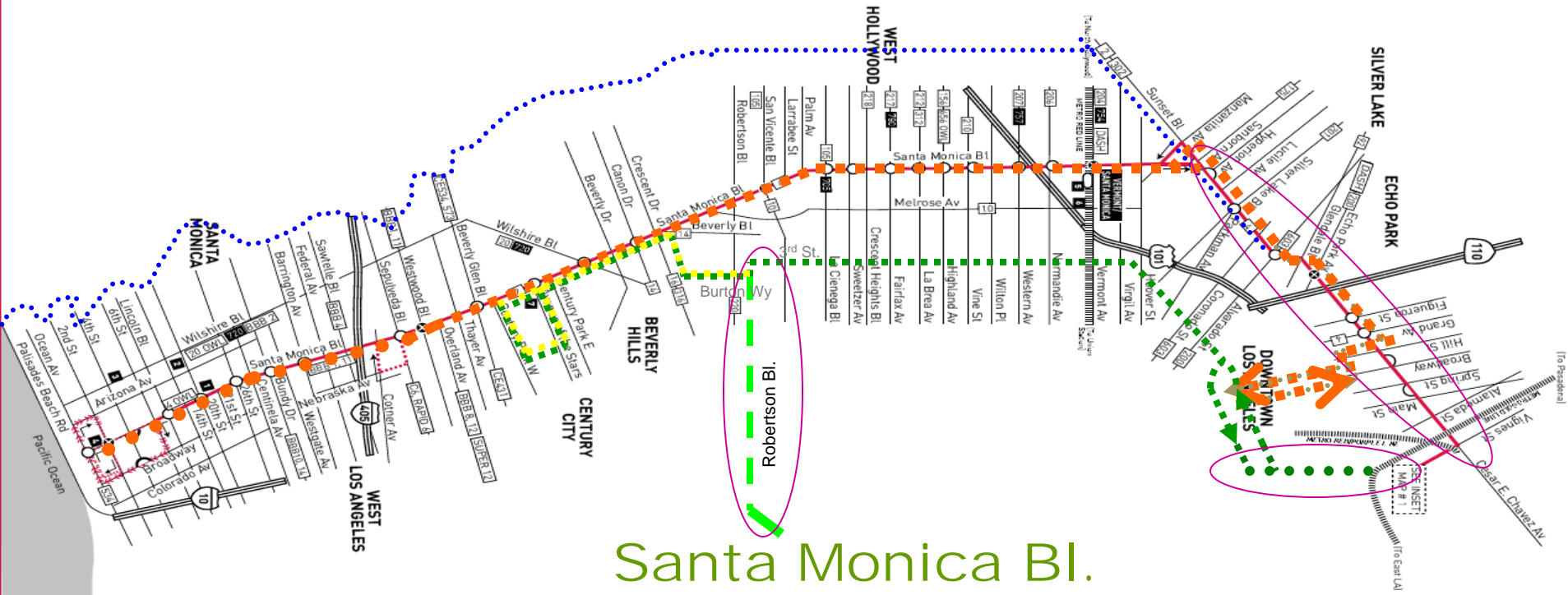
WSC Service Council Corridor Study

Recommended Options

Lines 16-316:

- Option 1** - Reroute some trips that now end in Century City to Culver City Expo Sta. via Roberson
- Cancel Line 202
 - Cancel line 316 and reinvest into additional local service or add stops to limited service
- Option 2** - Reroute selected trips in downtown LA to Little Tokyo Gold Line Sta. via Main/Spring – Temple – Alameda, as an element of improving ridership on Eastside of Metro Gold Line





Santa Monica Bl.
& 3rd St.

Corridor Study

Lines 2 - 4 - 704 - 16/316

Recommended Course of Action

- 1. Select Preferred Service Alternatives**
- 2. Work with Service Planning to evaluate impacts**
- 3. Return to WS/C Service Council in June with evaluation**
- 4. In June, if service alternatives are efficient, consider including in August or January Service Change Public Hearing**